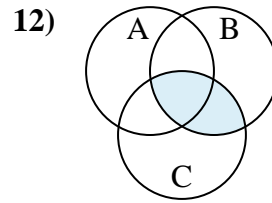
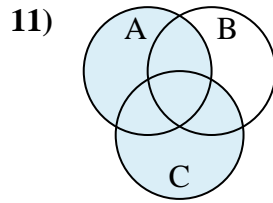
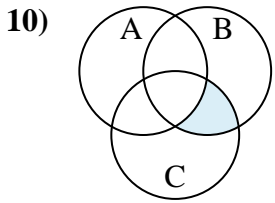
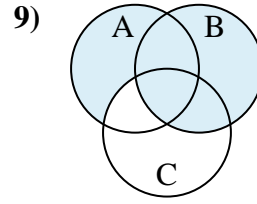
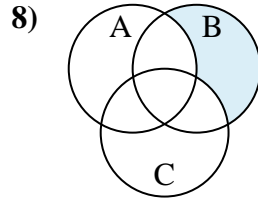
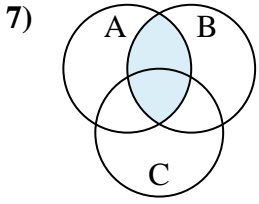
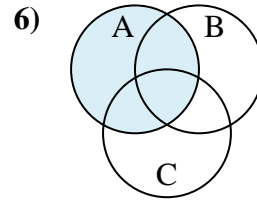
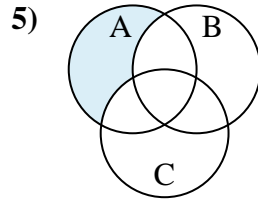
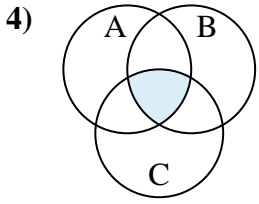
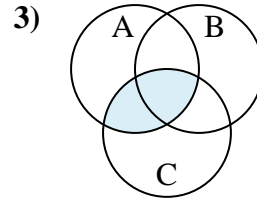
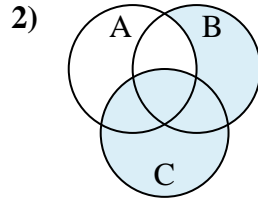
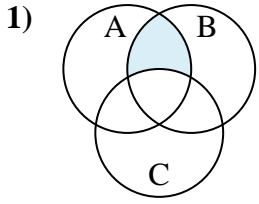




Determine the shaded region of each diagram.

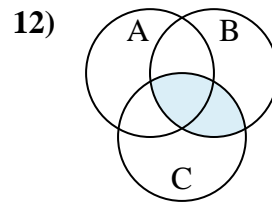
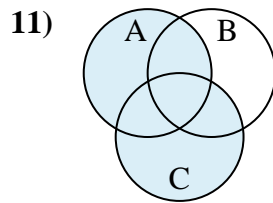
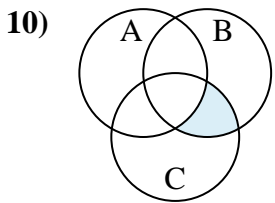
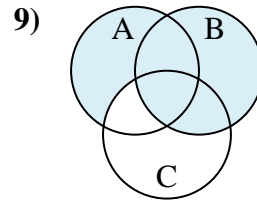
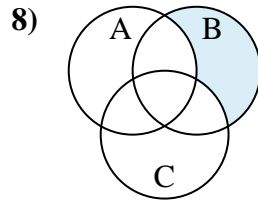
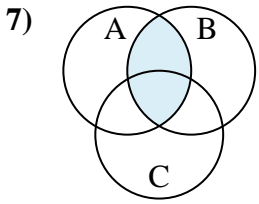
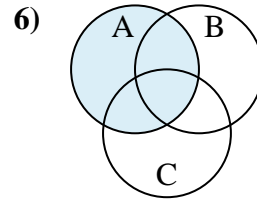
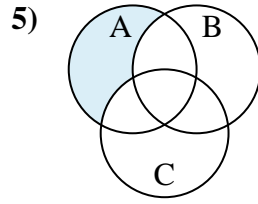
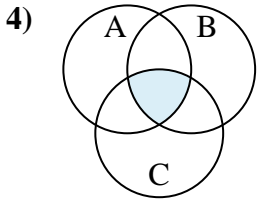
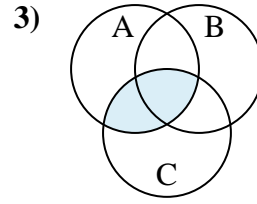
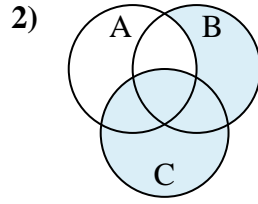
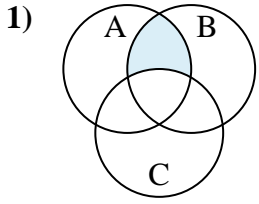
Answers



1. _____
2. _____
3. _____
4. _____
5. _____
6. _____
7. _____
8. _____
9. _____
10. _____
11. _____
12. _____



Determine the shaded region of each diagram.



Answers

1. $(A \cap B) - C$

2. $C \cup (B - A)$

3. $A \cap C$

4. $A \cap C \cap B$

5. $A - (C \cup B)$

6. A

7. $B \cap A$

8. $B - (C \cup A)$

9. $B \cup (A - C)$

10. $(B \cap C) - A$

11. $C \cup A$

12. $C \cap B$