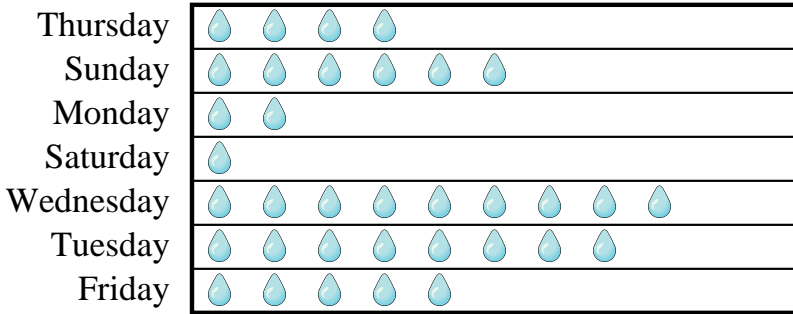




Answers

Mr. Sanders class was performing an experiment to see which day of the week had the most rain. His class recorded their information in the pictograph below.

Millimeters of Rain



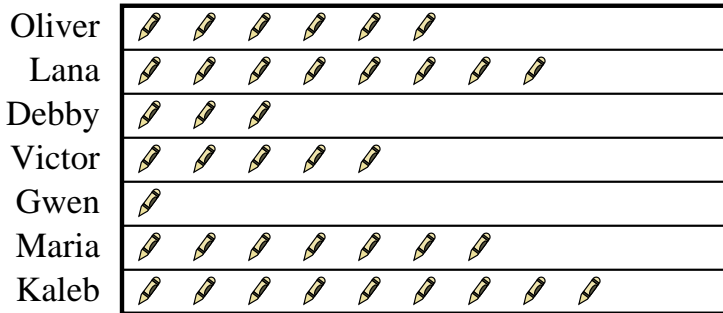
= 7 Millimeters of rain

- 1) Which day had the least rain?
- 2) How much rain was there on Monday?
- 3) Which day was there exactly 7 millimeters of rain?
- 4) Did it rain more on Thursday or Sunday?
- 5) Which day had the most rain?

1. _____
2. _____
3. _____
4. _____
5. _____
6. _____
7. _____
8. _____
9. _____
10. _____

Several students were helping to decorate the school halls by drawing pictures to hang up. The pictograph below shows the number of pictures each student drew.

Pictures Drawn



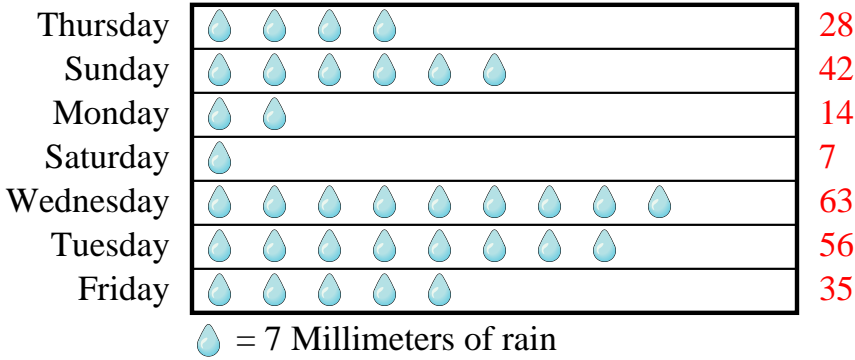
= 6 pictures drawn

- 6) Who drew the fewest pictures?
- 7) How many pictures did Debby draw?
- 8) Who drew the most pictures?
- 9) Did Oliver or Lana draw more pictures?
- 10) Who drew exactly 30 pictures?



Mr. Sanders class was performing an experiment to see which day of the week had the most rain. His class recorded their information in the pictograph below.

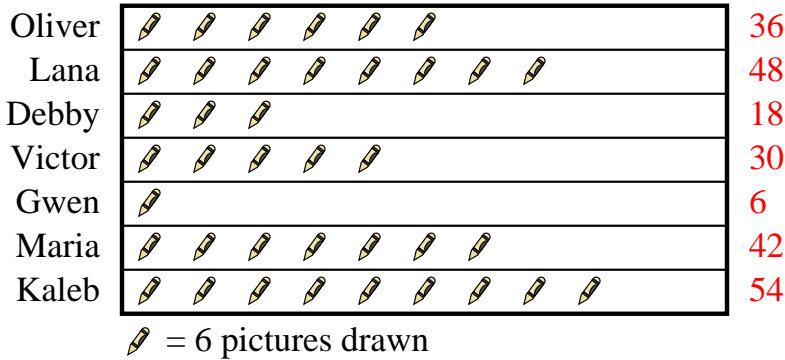
Millimeters of Rain



- 1) Which day had the least rain?
- 2) How much rain was there on Monday?
- 3) Which day was there exactly 7 millimeters of rain?
- 4) Did it rain more on Thursday or Sunday?
- 5) Which day had the most rain?

Several students were helping to decorate the school halls by drawing pictures to hang up. The pictograph below shows the number of pictures each student drew.

Pictures Drawn



- 6) Who drew the fewest pictures?
- 7) How many pictures did Debby draw?
- 8) Who drew the most pictures?
- 9) Did Oliver or Lana draw more pictures?
- 10) Who drew exactly 30 pictures?

Answers

1. **Saturday**

2. **14**

3. **Saturday**

4. **Sunday**

5. **Wednesday**

6. **Gwen**

7. **18**

8. **Kaleb**

9. **Lana**

10. **Victor**