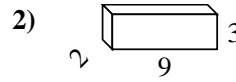
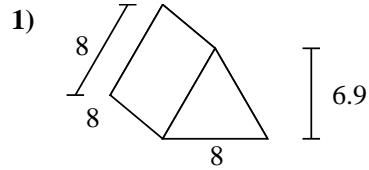
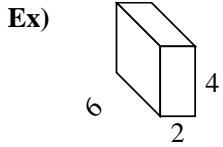




Find the surface area of each figure. Units are in cm (not to scale).



Answers

Ex. 88 cm²

1. _____

2. _____

3. _____

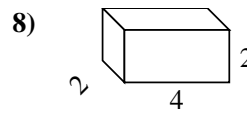
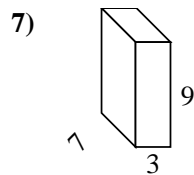
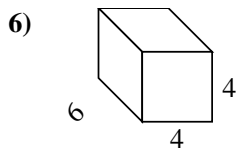
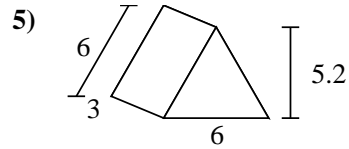
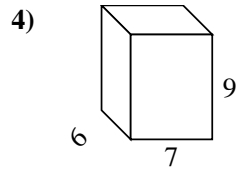
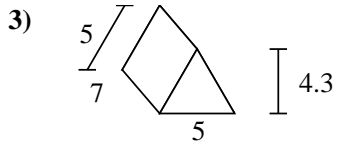
4. _____

5. _____

6. _____

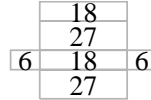
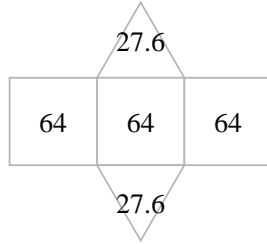
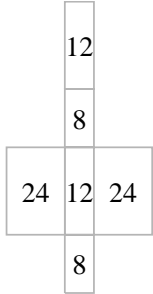
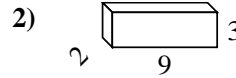
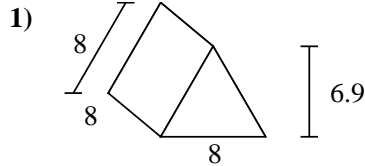
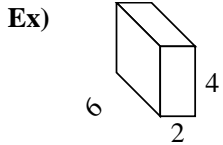
7. _____

8. _____

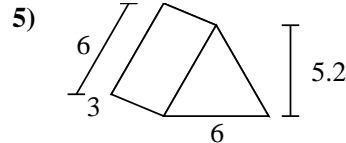
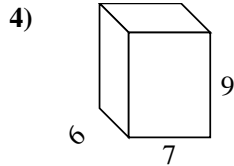
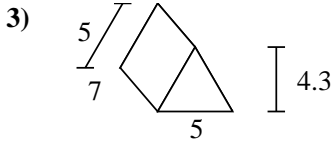




Find the surface area of each figure. Units are in cm (not to scale).



Answers
Ex. 88 cm²



1. 247.2 cm²

2. 102 cm²

3. 126.5 cm²

4. 318 cm²

5. 85.2 cm²

6. 128 cm²

7. 222 cm²

8. 40 cm²

