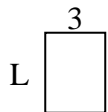


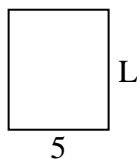


Determine the value of 'L'.

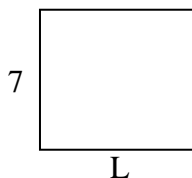
1) Area = $12u^2$



2) Area = $30u^2$



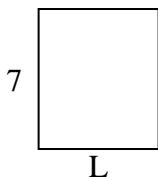
3) Area = $56u^2$



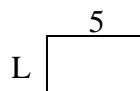
4) Area = $20u^2$



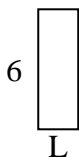
5) Area = $42u^2$




6) Area = $15u^2$




7) Area = $12u^2$



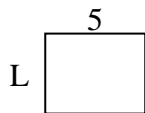
8) Area = $60u^2$



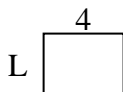
9) Area = $36u^2$




10) Area = $20u^2$




11) Area = $12u^2$



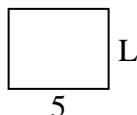
12) Area = $32u^2$



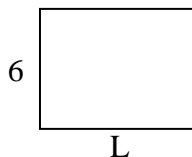
13) Area = $16u^2$



14) Area = $20u^2$



15) Area = $48u^2$



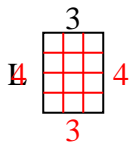
Answers

1. _____
2. _____
3. _____
4. _____
5. _____
6. _____
7. _____
8. _____
9. _____
10. _____
11. _____
12. _____
13. _____
14. _____
15. _____

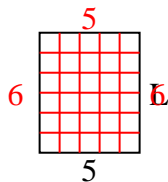


Determine the value of 'L'.

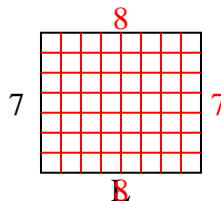
1) Area = $12u^2$



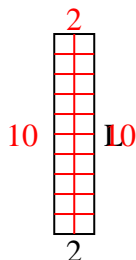
2) Area = $30u^2$



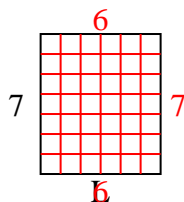
3) Area = $56u^2$



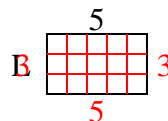
4) Area = $20u^2$



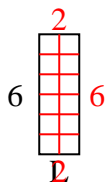
5) Area = $42u^2$



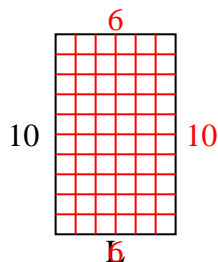
6) Area = $15u^2$



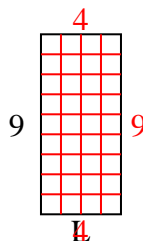
7) Area = $12u^2$



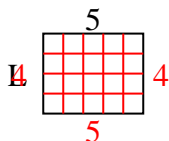
8) Area = $60u^2$



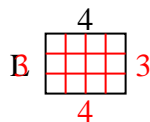
9) Area = $36u^2$



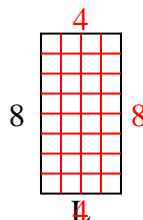
10) Area = $20u^2$



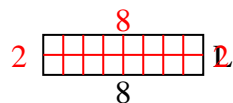
11) Area = $12u^2$



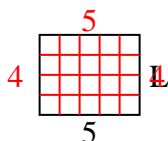
12) Area = $32u^2$



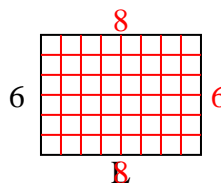
13) Area = $16u^2$



14) Area = $20u^2$



15) Area = $48u^2$



Answers

1. 4

2. 6

3. 8

4. 10

5. 6

6. 3

7. 2

8. 6

9. 4

10. 4

11. 3

12. 4

13. 2

14. 4

15. 8