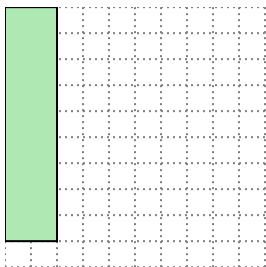


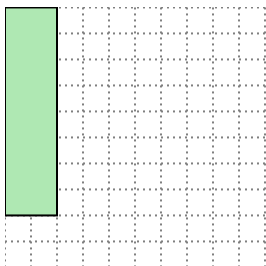


Solve each problem.

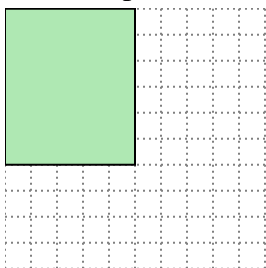
- 1) The rectangle below has the dimensions  $2 \times 9$ . Create a rectangle with the same area, but a different perimeter.



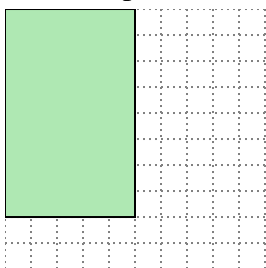
- 2) The rectangle below has the dimensions  $2 \times 8$ . Create a rectangle with the same area, but a different perimeter.



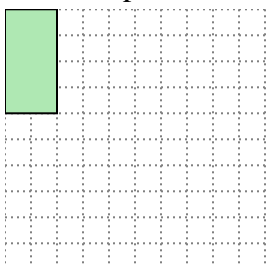
- 3) The rectangle below has the dimensions  $5 \times 6$ . Create a rectangle with the same area, but a different perimeter.



- 4) The rectangle below has the dimensions  $5 \times 8$ . Create a rectangle with the same area, but a different perimeter.



- 5) The rectangle below has the dimensions  $2 \times 4$ . Create a rectangle with the same area, but a different perimeter.

**Answers**

1. \_\_\_\_\_

2. \_\_\_\_\_

3. \_\_\_\_\_


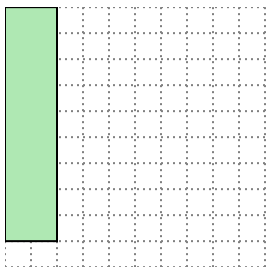
4. \_\_\_\_\_

5. \_\_\_\_\_

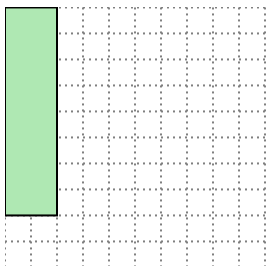


Solve each problem.

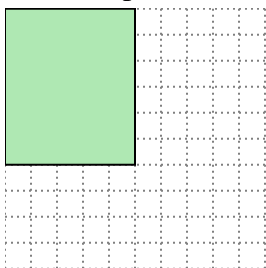
- 1) The rectangle below has the dimensions  $2 \times 9$ . Create a rectangle with the same area, but a different perimeter.



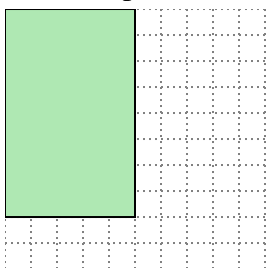
- 2) The rectangle below has the dimensions  $2 \times 8$ . Create a rectangle with the same area, but a different perimeter.



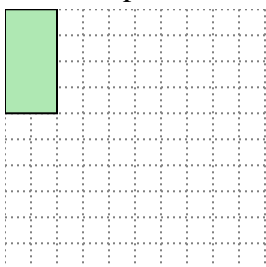
- 3) The rectangle below has the dimensions  $5 \times 6$ . Create a rectangle with the same area, but a different perimeter.



- 4) The rectangle below has the dimensions  $5 \times 8$ . Create a rectangle with the same area, but a different perimeter.



- 5) The rectangle below has the dimensions  $2 \times 4$ . Create a rectangle with the same area, but a different perimeter.

Answers1. 3x62. 4x43. 3x104. 4x105. 1x8