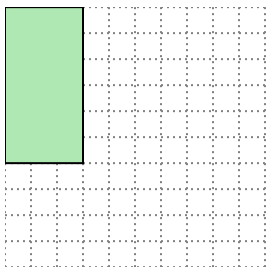




Solve each problem.

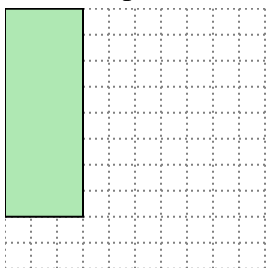
- 1) The rectangle below has the dimensions 3×6 . Create a rectangle with the same area, but a different perimeter.



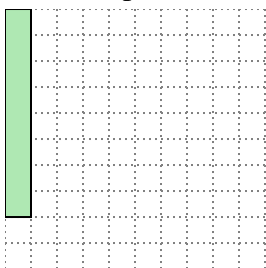
- 2) The rectangle below has the dimensions 4×9 . Create a rectangle with the same area, but a different perimeter.



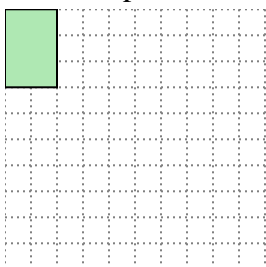
- 3) The rectangle below has the dimensions 3×8 . Create a rectangle with the same area, but a different perimeter.



- 4) The rectangle below has the dimensions 1×8 . Create a rectangle with the same area, but a different perimeter.



- 5) The rectangle below has the dimensions 2×3 . Create a rectangle with the same area, but a different perimeter.

**Answers**

1. _____

2. _____

3. _____

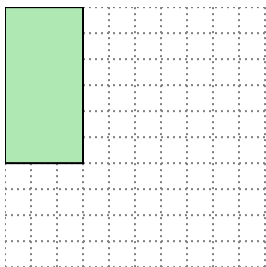
4. _____

5. _____




Solve each problem.

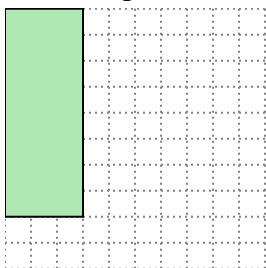
- 1) The rectangle below has the dimensions 3×6 . Create a rectangle with the same area, but a different perimeter.



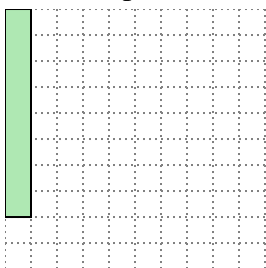
- 2) The rectangle below has the dimensions 4×9 . Create a rectangle with the same area, but a different perimeter.



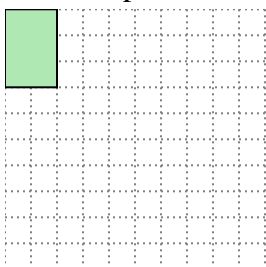
- 3) The rectangle below has the dimensions 3×8 . Create a rectangle with the same area, but a different perimeter.



- 4) The rectangle below has the dimensions 1×8 . Create a rectangle with the same area, but a different perimeter.



- 5) The rectangle below has the dimensions 2×3 . Create a rectangle with the same area, but a different perimeter.

Answers1. 2x92. 6x63. 4x64. 2x45. 1x6