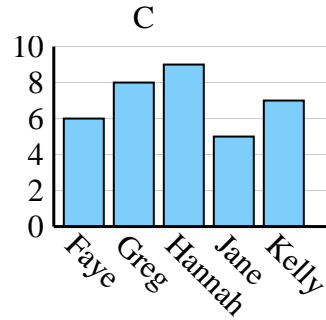
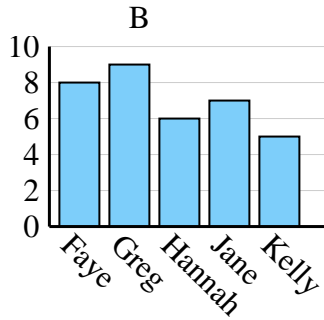
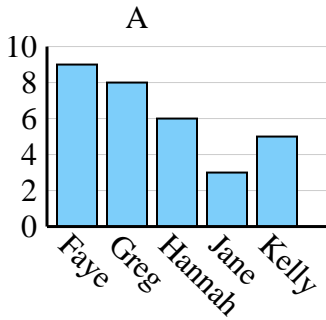




Determine which graph (A, B or C) best represents the information in the table.

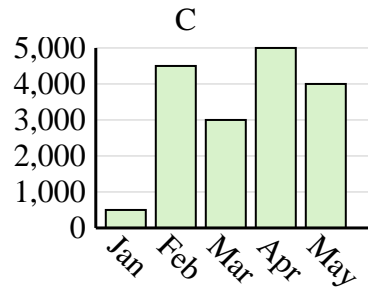
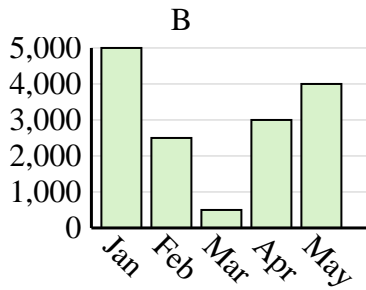
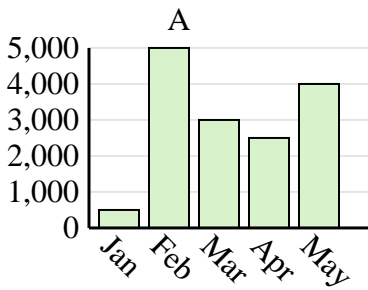
Answers

|                        |      |      |        |      |       |
|------------------------|------|------|--------|------|-------|
| <b>Name</b>            | Faye | Greg | Hannah | Jane | Kelly |
| <b>States Lived In</b> | 6    | 8    | 9      | 5    | 7     |

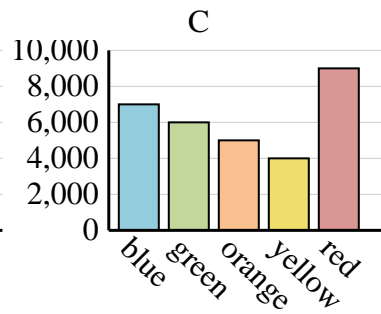
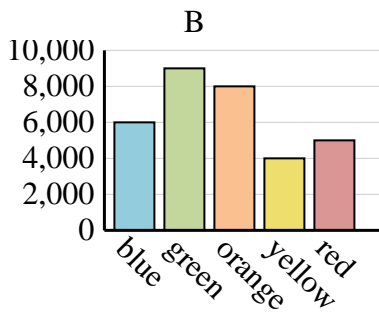
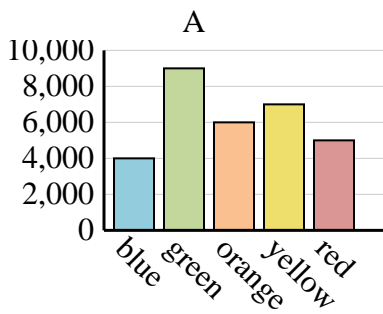


1. \_\_\_\_\_
2. \_\_\_\_\_
3. \_\_\_\_\_
4. \_\_\_\_\_

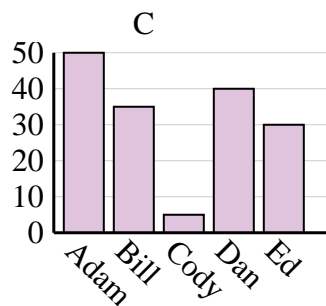
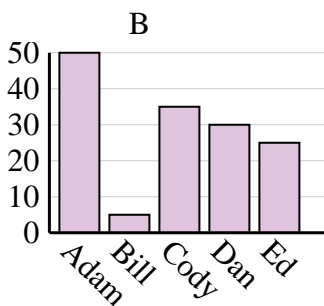
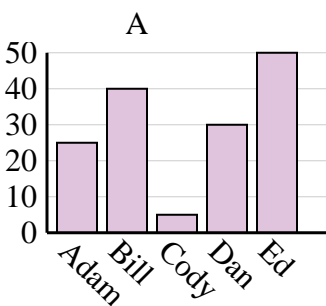
|              |     |       |       |       |       |
|--------------|-----|-------|-------|-------|-------|
| <b>Sales</b> | Jan | Feb   | Mar   | Apr   | May   |
| <b>Month</b> | 500 | 4,500 | 3,000 | 5,000 | 4,000 |



|                       |       |       |        |        |       |
|-----------------------|-------|-------|--------|--------|-------|
| <b>Favorite Color</b> | blue  | green | orange | yellow | red   |
| <b>People</b>         | 4,000 | 9,000 | 6,000  | 7,000  | 5,000 |



|               |      |      |      |     |    |
|---------------|------|------|------|-----|----|
| <b>Name</b>   | Adam | Bill | Cody | Dan | Ed |
| <b>Points</b> | 50   | 35   | 5    | 40  | 30 |

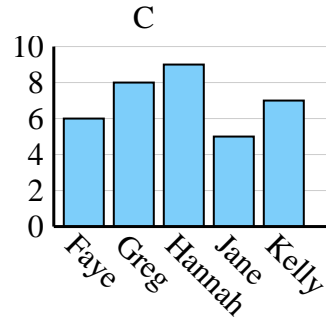
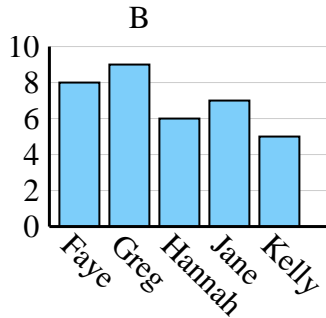
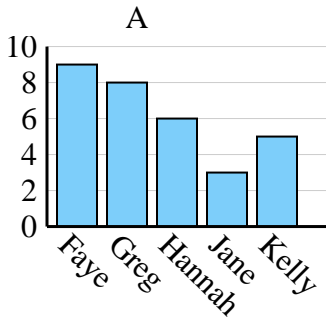




Determine which graph (A, B or C) best represents the information in the table.

Answers

|                        |      |      |        |      |       |
|------------------------|------|------|--------|------|-------|
| <b>Name</b>            | Faye | Greg | Hannah | Jane | Kelly |
| <b>States Lived In</b> | 6    | 8    | 9      | 5    | 7     |



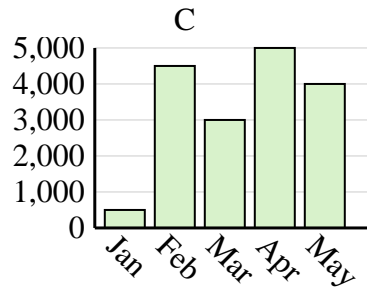
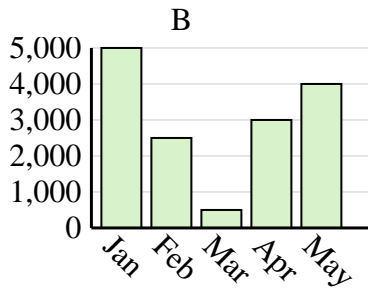
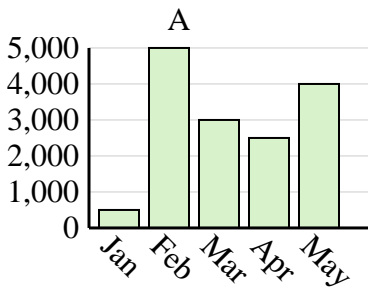
1. **C**

2. **C**

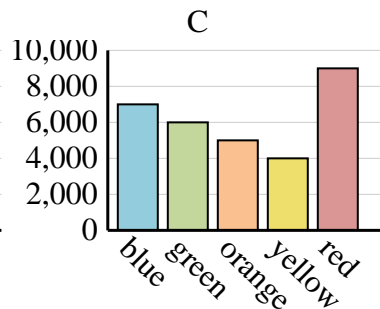
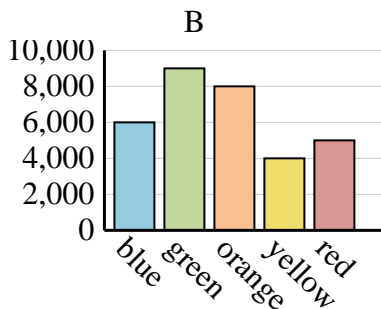
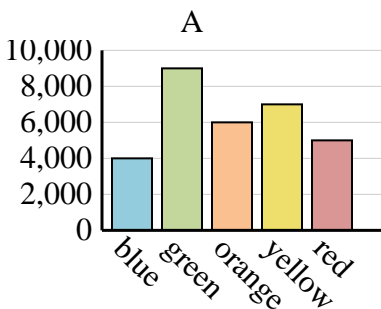
3. **A**

4. **C**

|              |     |       |       |       |       |
|--------------|-----|-------|-------|-------|-------|
| <b>Sales</b> | Jan | Feb   | Mar   | Apr   | May   |
| <b>Month</b> | 500 | 4,500 | 3,000 | 5,000 | 4,000 |



|                       |       |       |        |        |       |
|-----------------------|-------|-------|--------|--------|-------|
| <b>Favorite Color</b> | blue  | green | orange | yellow | red   |
| <b>People</b>         | 4,000 | 9,000 | 6,000  | 7,000  | 5,000 |



|               |      |      |      |     |    |
|---------------|------|------|------|-----|----|
| <b>Name</b>   | Adam | Bill | Cody | Dan | Ed |
| <b>Points</b> | 50   | 35   | 5    | 40  | 30 |

