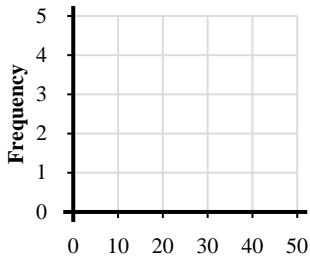


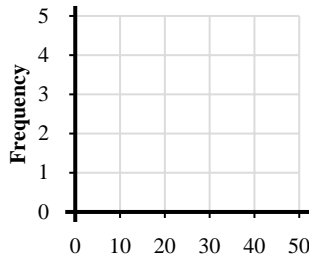


Use the data shown to create a histogram.

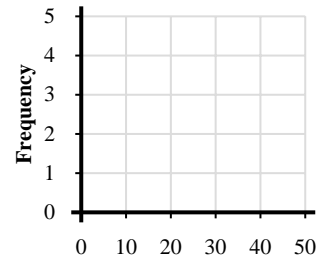
- 1) 4, 2, 13, 16, 28, 25, 31, 31, 33, 34, 32, 49, 41, 43, 49, 49



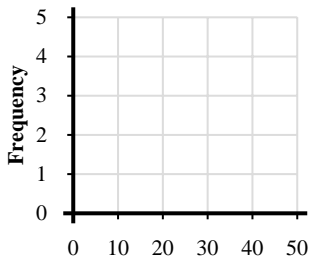
- 2) 8, 14, 29, 24, 27, 35, 40, 40, 49, 40, 42



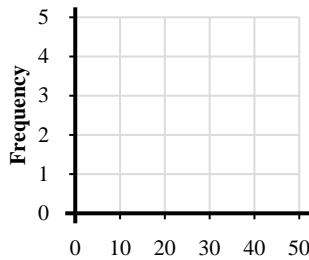
- 3) 7, 3, 2, 5, 9, 13, 10, 11, 11, 27, 24, 24, 24, 34, 30, 32, 48, 42, 41



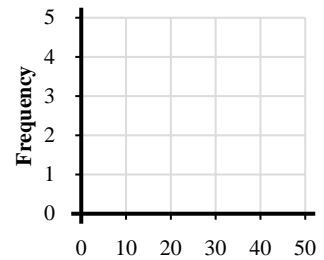
- 4) 1, 7, 6, 4, 15, 15, 12, 12, 23, 25, 26, 33, 33, 35, 37, 37, 47



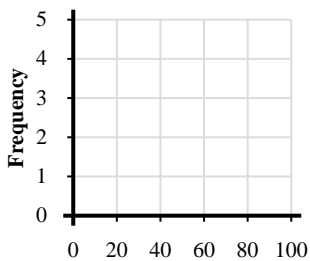
- 5) 4, 7, 11, 19, 27, 26, 26, 39, 45



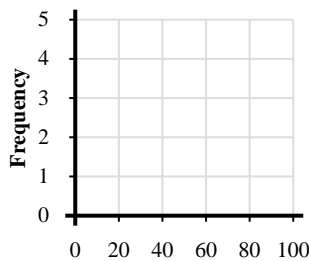
- 6) 6, 2, 2, 7, 17, 24, 29, 24, 21, 36, 33, 31, 34, 30, 42, 48, 48, 49, 43



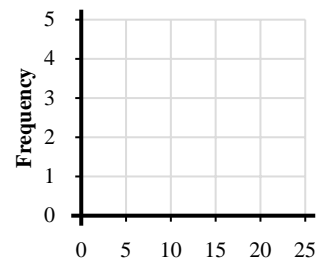
- 7) 19, 16, 16, 29, 25, 47, 40, 43, 55, 76, 63, 86, 91, 98



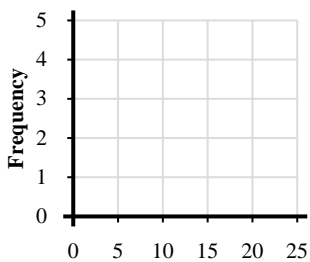
- 8) 5, 38, 39, 20, 35, 47, 65, 60, 98, 83



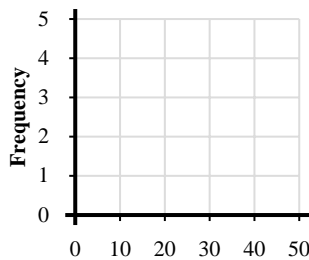
- 9) 1, 5, 7, 5, 14, 10, 14, 16, 21, 20, 21, 20



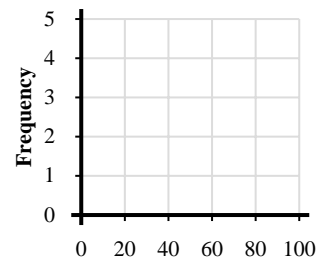
- 10) 1, 4, 3, 4, 6, 8, 8, 9, 9, 13, 11, 11, 13, 19, 17, 16, 19, 15, 22, 20, 23, 22, 20



- 11) 3, 9, 9, 5, 4, 15, 17, 13, 10, 20, 29, 21, 37, 30, 31, 36, 44



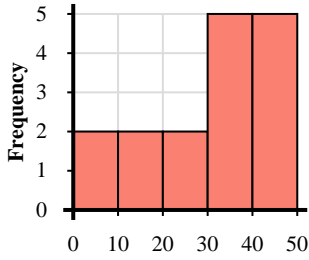
- 12) 8, 10, 10, 29, 28, 38, 28, 55, 59, 55, 56, 65, 64, 68, 84



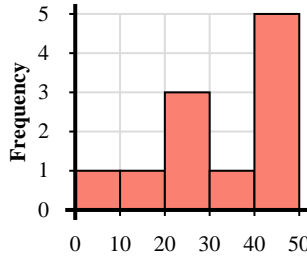


Use the data shown to create a histogram.

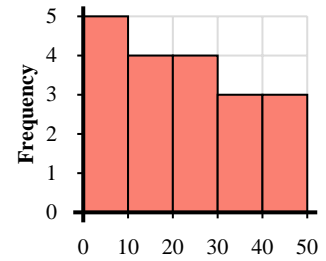
- 1) 4, 2, 13, 16, 28, 25, 31, 31, 33, 34, 32, 49, 41, 43, 49, 49



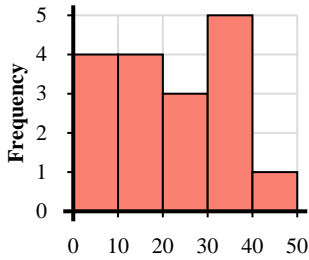
- 2) 8, 14, 29, 24, 27, 35, 40, 40, 49, 40, 42



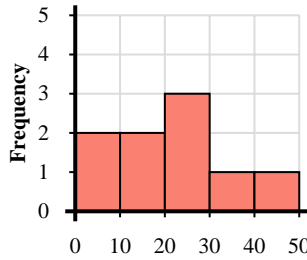
- 3) 7, 3, 2, 5, 9, 13, 10, 11, 11, 27, 24, 24, 24, 34, 30, 32, 48, 42, 41



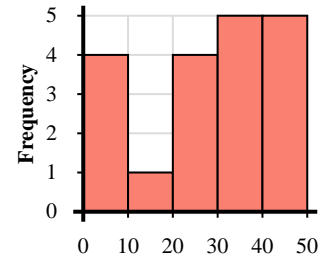
- 4) 1, 7, 6, 4, 15, 15, 12, 12, 23, 25, 26, 33, 33, 35, 37, 37, 47



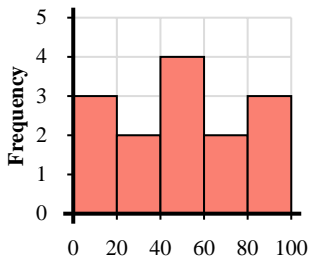
- 5) 4, 7, 11, 19, 27, 26, 26, 39, 45



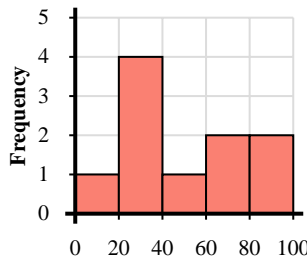
- 6) 6, 2, 2, 7, 17, 24, 29, 24, 21, 36, 33, 31, 34, 30, 42, 48, 48, 49, 43



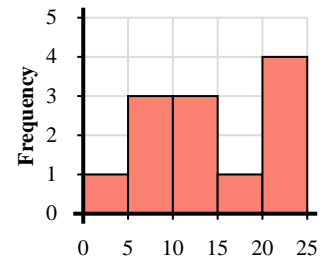
- 7) 19, 16, 16, 29, 25, 47, 40, 43, 55, 76, 63, 86, 91, 98



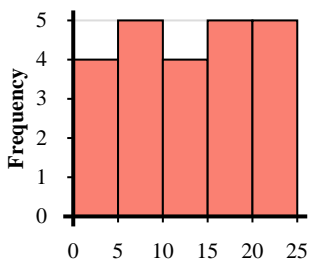
- 8) 5, 38, 39, 20, 35, 47, 65, 60, 98, 83



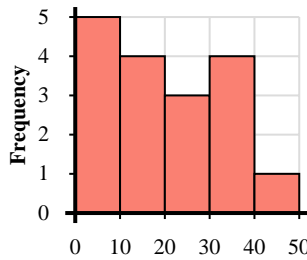
- 9) 1, 5, 7, 5, 14, 10, 14, 16, 21, 20, 21, 20



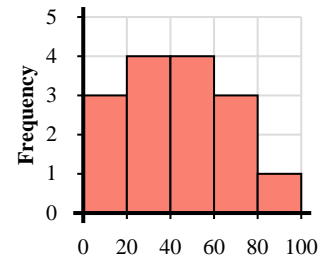
- 10) 1, 4, 3, 4, 6, 8, 8, 9, 9, 13, 11, 11, 13, 19, 17, 16, 19, 15, 22, 20, 23, 22, 20



- 11) 3, 9, 9, 5, 4, 15, 17, 13, 10, 20, 29, 21, 37, 30, 31, 36, 44



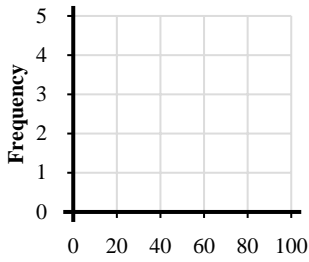
- 12) 8, 10, 10, 29, 28, 38, 28, 55, 59, 55, 56, 65, 64, 68, 84



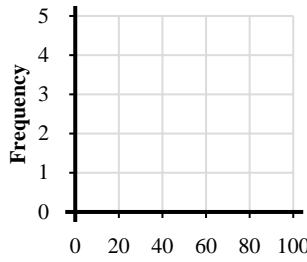


Use the data shown to create a histogram.

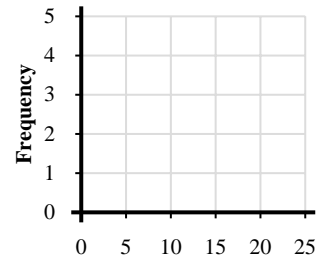
- 1) 5, 17, 39, 32, 39, 38, 48, 63, 79, 69, 66, 63, 99, 93



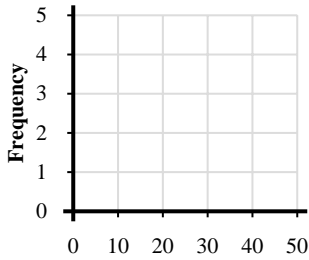
- 2) 12, 15, 17, 14, 28, 31, 49, 57, 54, 42, 66, 78, 69, 91, 89



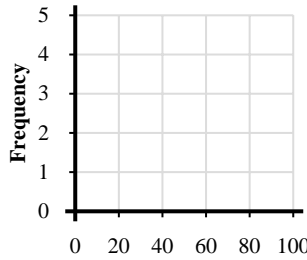
- 3) 3, 3, 7, 5, 5, 13, 13, 12, 11, 16, 15, 16, 16, 16, 24, 20, 20, 20, 23



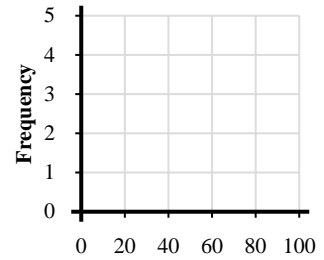
- 4) 2, 18, 16, 12, 16, 24, 28, 33, 30, 30, 31, 40, 43



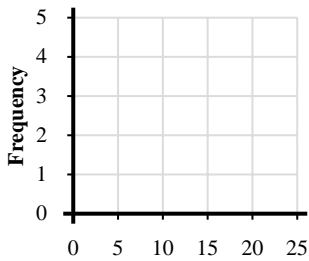
- 5) 2, 4, 6, 5, 25, 30, 22, 46, 55, 44, 64, 88, 82, 86, 87, 81



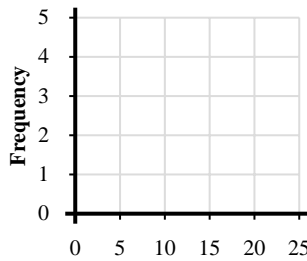
- 6) 8, 9, 11, 3, 13, 25, 28, 35, 31, 47, 54, 69, 71, 71, 83, 81, 97, 88, 80



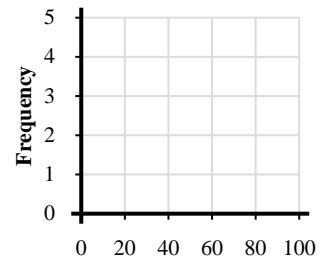
- 7) 4, 3, 4, 6, 14, 18, 19, 15, 18, 21, 22, 20



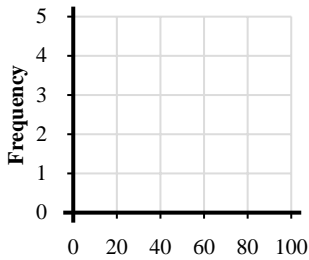
- 8) 2, 2, 8, 9, 9, 8, 6, 12, 10, 10, 10, 10, 15, 17, 19, 20, 23, 23



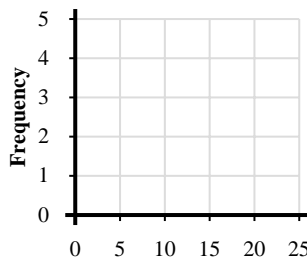
- 9) 15, 28, 38, 34, 20, 24, 59, 79, 73, 72, 95, 85



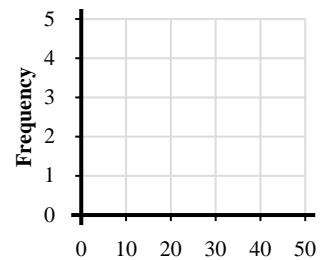
- 10) 14, 25, 33, 54, 73, 91, 83, 91



- 11) 3, 8, 5, 5, 13, 13, 14, 15, 21, 22



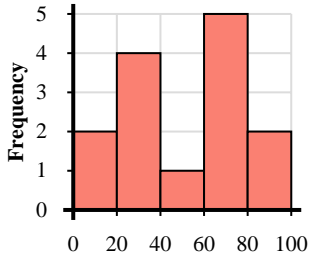
- 12) 9, 12, 10, 19, 12, 18, 24, 24, 28, 21, 36, 44, 49, 49, 45



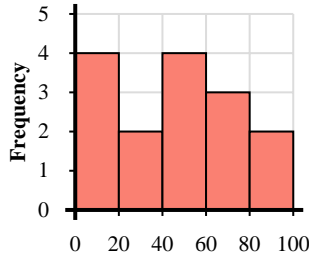


Use the data shown to create a histogram.

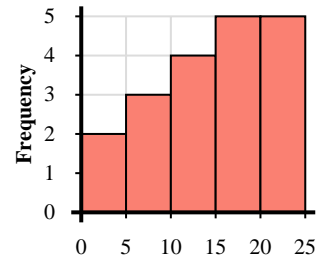
- 1) 5, 17, 39, 32, 39, 38, 48, 63, 79, 69, 66, 63, 99, 93



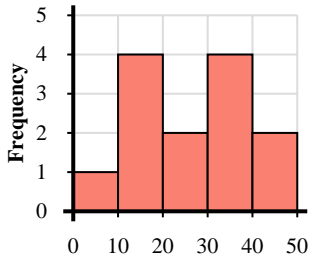
- 2) 12, 15, 17, 14, 28, 31, 49, 57, 54, 42, 66, 78, 69, 91, 89



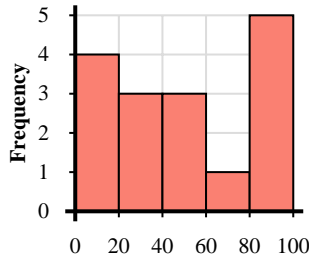
- 3) 3, 3, 7, 5, 5, 13, 13, 12, 11, 16, 15, 16, 16, 16, 24, 20, 20, 20, 23



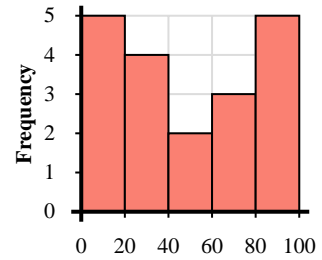
- 4) 2, 18, 16, 12, 16, 24, 28, 33, 30, 30, 31, 40, 43



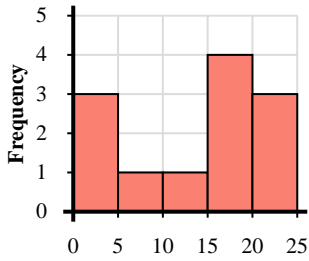
- 5) 2, 4, 6, 5, 25, 30, 22, 46, 55, 44, 64, 88, 82, 86, 87, 81



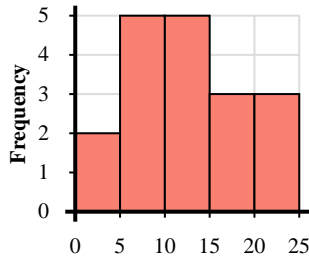
- 6) 8, 9, 11, 3, 13, 25, 28, 35, 31, 47, 54, 69, 71, 71, 83, 81, 97, 88, 80



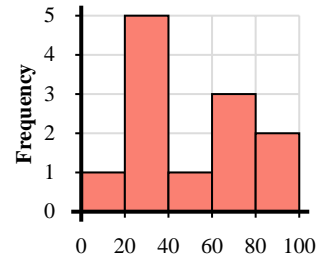
- 7) 4, 3, 4, 6, 14, 18, 19, 15, 18, 21, 22, 20



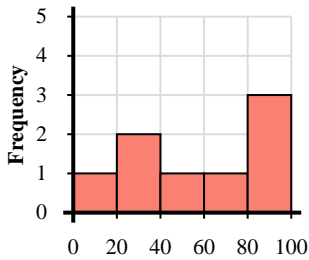
- 8) 2, 2, 8, 9, 9, 8, 6, 12, 10, 10, 10, 10, 15, 17, 19, 20, 23, 23



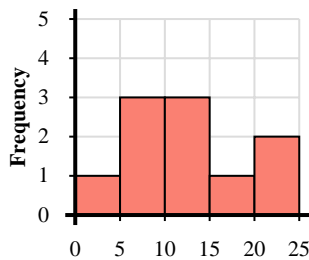
- 9) 15, 28, 38, 34, 20, 24, 59, 79, 73, 72, 95, 85



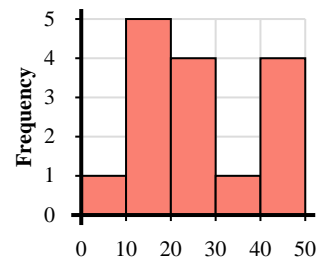
- 10) 14, 25, 33, 54, 73, 91, 83, 91



- 11) 3, 8, 5, 5, 13, 13, 14, 15, 21, 22



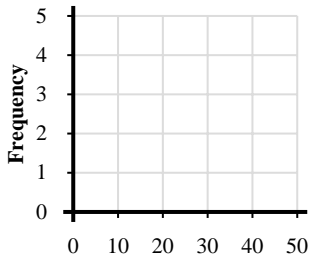
- 12) 9, 12, 10, 19, 12, 18, 24, 24, 28, 21, 36, 44, 49, 49, 45



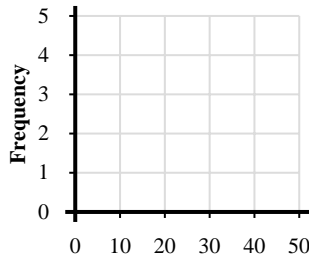


Use the data shown to create a histogram.

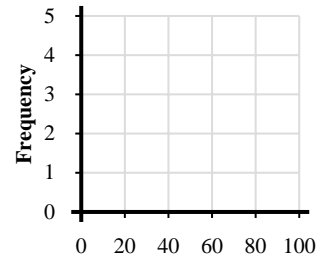
- 1) 3, 2, 18, 22, 27, 27, 34, 34, 38, 47, 48



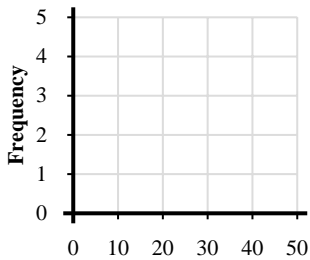
- 2) 2, 19, 24, 27, 23, 23, 31, 34, 39, 30, 40, 42



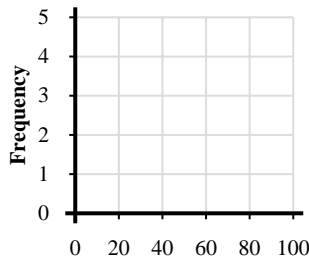
- 3) 14, 15, 31, 34, 20, 51, 48, 55, 65, 79, 69, 63, 84, 95



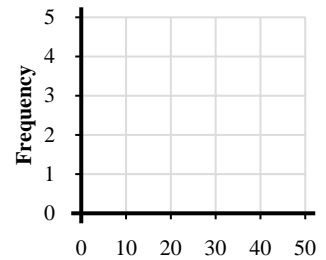
- 4) 7, 7, 5, 17, 16, 28, 28, 21, 22, 36, 37, 38, 48, 41



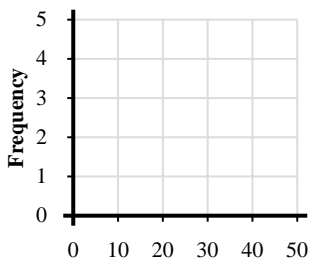
- 5) 18, 10, 14, 34, 28, 55, 71, 65, 94, 84



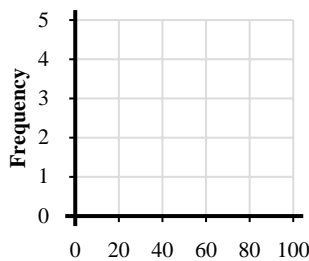
- 6) 4, 2, 8, 9, 1, 13, 11, 16, 18, 15, 26, 37, 39, 44



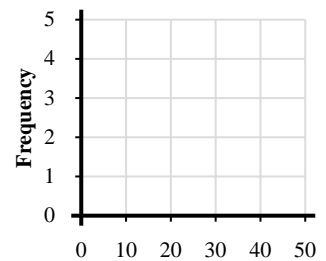
- 7) 6, 3, 9, 16, 16, 29, 25, 23, 30, 38, 47, 41, 43



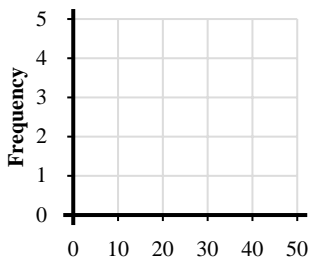
- 8) 10, 2, 9, 19, 16, 38, 53, 51, 42, 41, 49, 73, 73, 84, 81, 93, 85



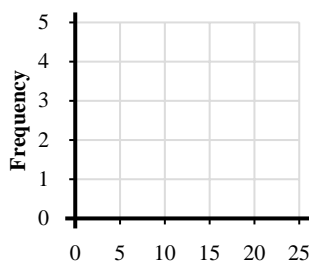
- 9) 3, 11, 15, 10, 18, 25, 23, 36, 33, 33, 49, 49, 45



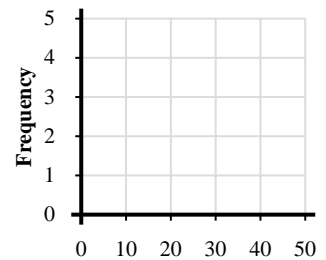
- 10) 4, 9, 9, 7, 4, 19, 13, 15, 20, 39, 45, 49



- 11) 1, 4, 3, 1, 4, 7, 7, 9, 11, 13, 13, 13, 19, 16, 19, 18, 20, 22, 23



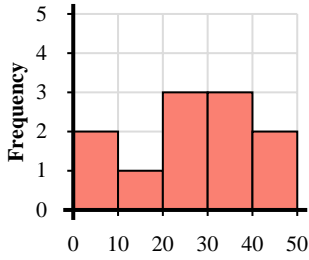
- 12) 5, 1, 7, 19, 27, 24, 20, 34, 43



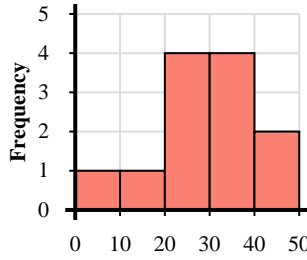


Use the data shown to create a histogram.

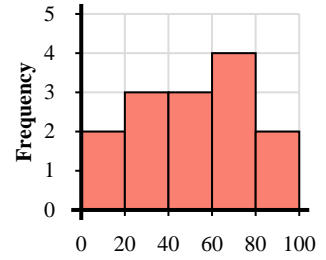
- 1) 3, 2, 18, 22, 27, 27, 34, 34, 38, 47, 48



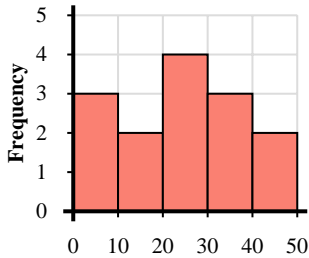
- 2) 2, 19, 24, 27, 23, 23, 31, 34, 39, 30, 40, 42



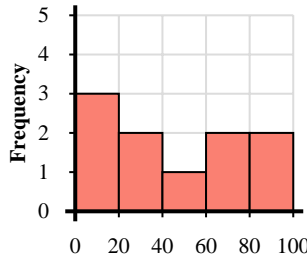
- 3) 14, 15, 31, 34, 20, 51, 48, 55, 65, 79, 69, 63, 84, 95



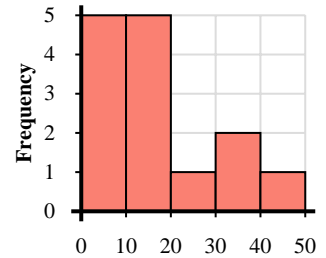
- 4) 7, 7, 5, 17, 16, 28, 28, 21, 22, 36, 37, 38, 48, 41



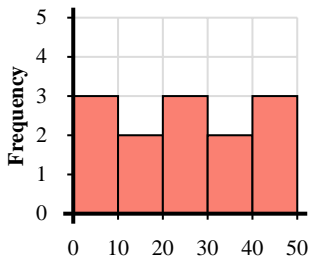
- 5) 18, 10, 14, 34, 28, 55, 71, 65, 94, 84



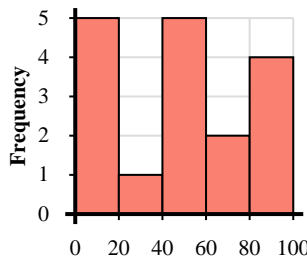
- 6) 4, 2, 8, 9, 1, 13, 11, 16, 18, 15, 26, 37, 39, 44



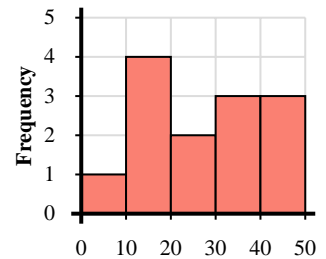
- 7) 6, 3, 9, 16, 16, 29, 25, 23, 30, 38, 47, 41, 43



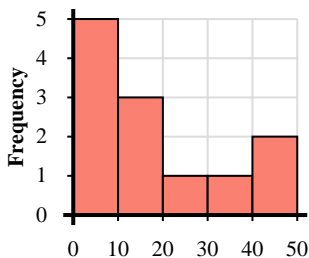
- 8) 10, 2, 9, 19, 16, 38, 53, 51, 42, 41, 49, 73, 73, 84, 81, 93, 85



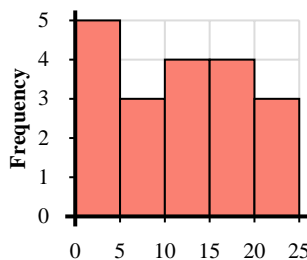
- 9) 3, 11, 15, 10, 18, 25, 23, 36, 33, 33, 49, 49, 45



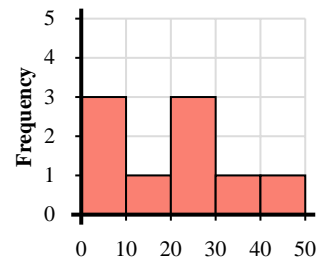
- 10) 4, 9, 9, 7, 4, 19, 13, 15, 20, 39, 45, 49



- 11) 1, 4, 3, 1, 4, 7, 7, 9, 11, 13, 13, 13, 19, 16, 19, 18, 20, 22, 23



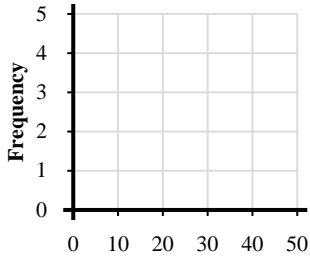
- 12) 5, 1, 7, 19, 27, 24, 20, 34, 43



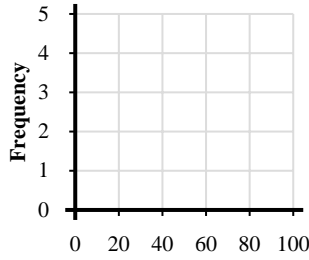


Use the data shown to create a histogram.

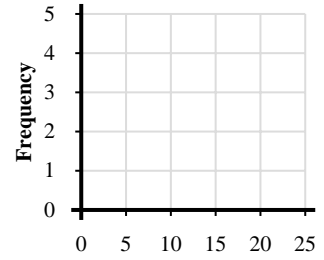
- 1) 5, 1, 2, 12, 23, 22, 32, 33, 32, 36, 38, 43



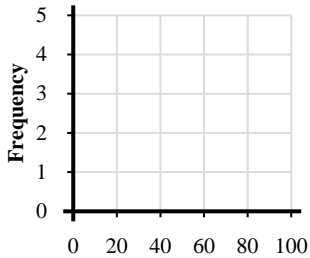
- 2) 13, 7, 26, 29, 23, 37, 41, 40, 51, 44, 59, 70, 95, 94, 82, 80



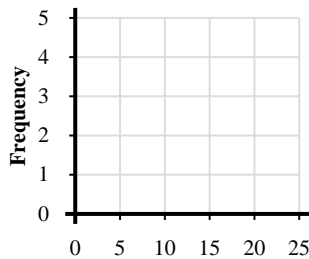
- 3) 1, 2, 4, 6, 5, 14, 14, 13, 11, 18, 24, 24, 20, 20



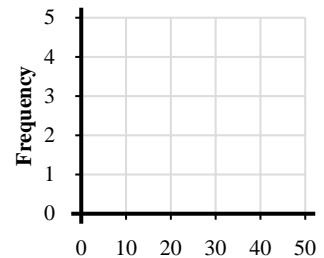
- 4) 9, 1, 11, 21, 39, 39, 24, 24, 53, 42, 60, 69, 64, 70, 64, 91



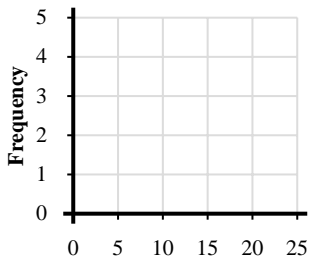
- 5) 4, 2, 9, 9, 13, 15, 16, 15, 20



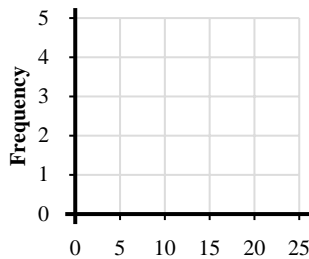
- 6) 5, 8, 8, 7, 15, 12, 18, 26, 24, 23, 26, 32, 32, 33, 36, 34, 49, 40



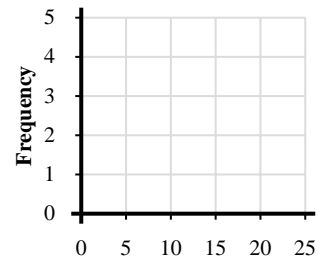
- 7) 4, 4, 1, 6, 9, 5, 13, 10, 10, 19, 20, 24, 22, 20



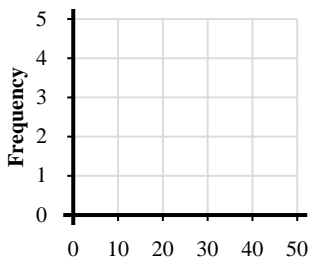
- 8) 1, 4, 2, 3, 5, 5, 6, 6, 8, 11, 10, 12, 10, 10, 15, 19, 15, 18, 20, 24, 23, 24, 20



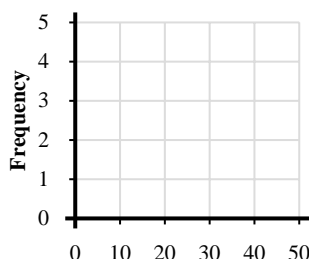
- 9) 2, 2, 1, 1, 4, 6, 5, 7, 12, 13, 13, 11, 10, 18, 24, 22, 24, 22



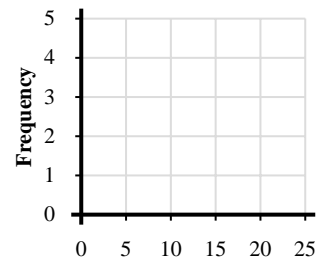
- 10) 6, 5, 1, 4, 13, 13, 16, 26, 34, 32, 35, 49, 45



- 11) 2, 3, 1, 11, 16, 15, 13, 28, 21, 23, 23, 30, 33, 30, 36, 40, 42, 42



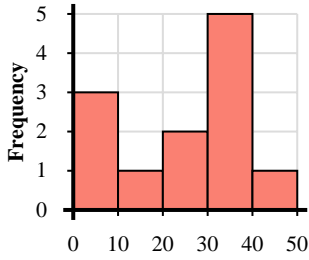
- 12) 1, 6, 9, 12, 15, 20, 22, 22, 20



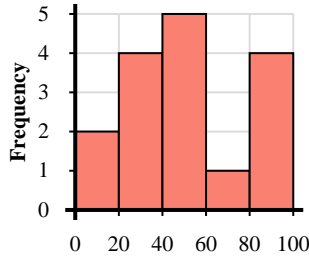


Use the data shown to create a histogram.

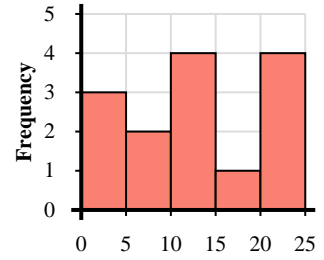
- 1) 5, 1, 2, 12, 23, 22, 32, 33, 32, 36, 38, 43



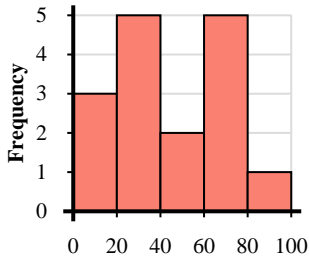
- 2) 13, 7, 26, 29, 23, 37, 41, 40, 51, 44, 59, 70, 95, 94, 82, 80



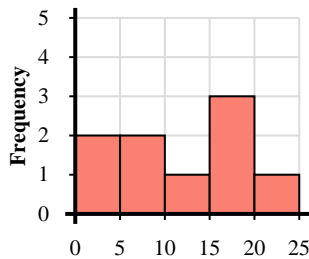
- 3) 1, 2, 4, 6, 5, 14, 14, 13, 11, 18, 24, 24, 20, 20



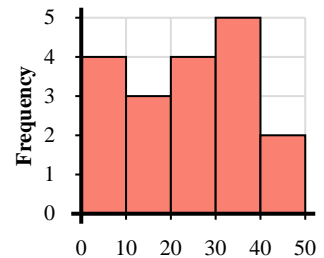
- 4) 9, 1, 11, 21, 39, 39, 24, 24, 53, 42, 60, 69, 64, 70, 64, 91



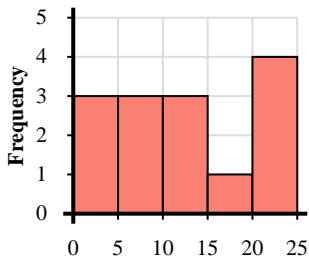
- 5) 4, 2, 9, 9, 13, 15, 16, 15, 20



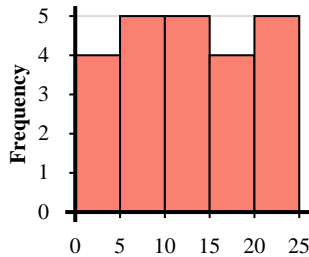
- 6) 5, 8, 8, 7, 15, 12, 18, 26, 24, 23, 26, 32, 32, 33, 36, 34, 49, 40



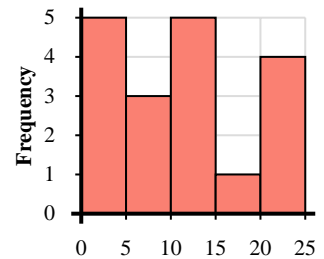
- 7) 4, 4, 1, 6, 9, 5, 13, 10, 10, 19, 20, 24, 22, 20



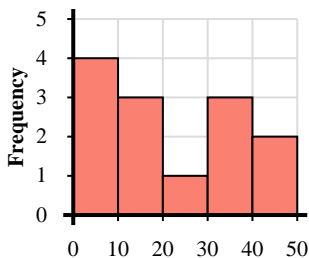
- 8) 1, 4, 2, 3, 5, 5, 6, 6, 8, 11, 10, 12, 10, 10, 15, 19, 15, 18, 20, 24, 23, 24, 20



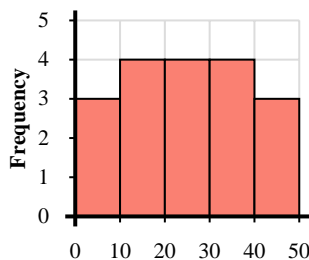
- 9) 2, 2, 1, 1, 4, 6, 5, 7, 12, 13, 13, 11, 10, 18, 24, 22, 24, 22



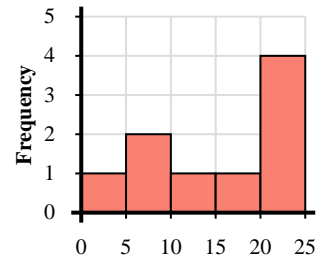
- 10) 6, 5, 1, 4, 13, 13, 16, 26, 34, 32, 35, 49, 45



- 11) 2, 3, 1, 11, 16, 15, 13, 28, 21, 23, 23, 30, 33, 30, 36, 40, 42, 42



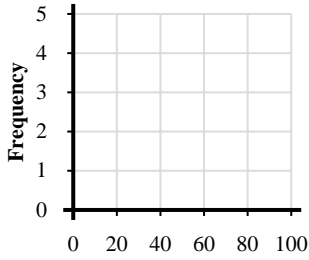
- 12) 1, 6, 9, 12, 15, 20, 22, 22, 20



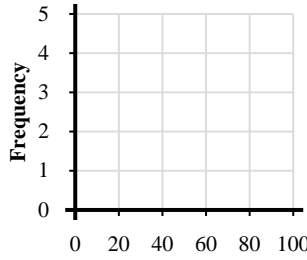


Use the data shown to create a histogram.

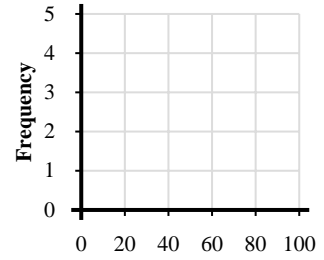
- 1) 10, 2, 16, 3, 27, 35, 25, 51, 70, 89



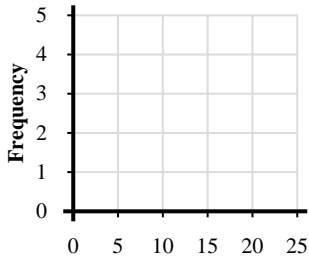
- 2) 11, 3, 30, 53, 55, 70, 79, 64, 87



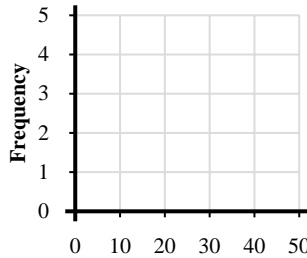
- 3) 10, 39, 29, 26, 20, 27, 48, 65, 72, 83, 97



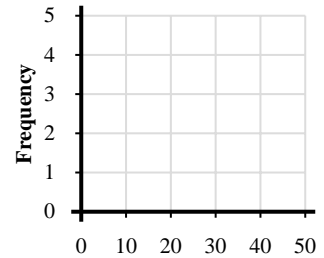
- 4) 4, 3, 1, 2, 6, 14, 14, 18, 15, 16, 23



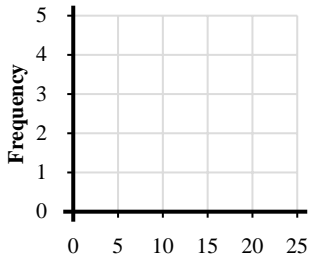
- 5) 5, 6, 7, 1, 4, 15, 10, 18, 20, 39, 41



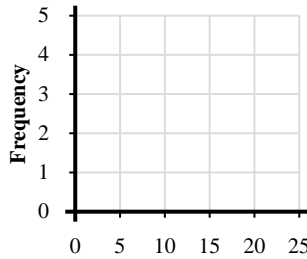
- 6) 8, 3, 18, 17, 14, 16, 11, 27, 24, 23, 21, 21, 39, 33, 31, 33, 41, 43, 49



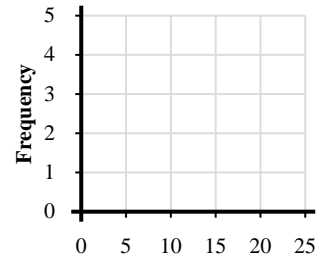
- 7) 1, 5, 11, 12, 13, 14, 12, 17, 21, 24, 23, 21, 24



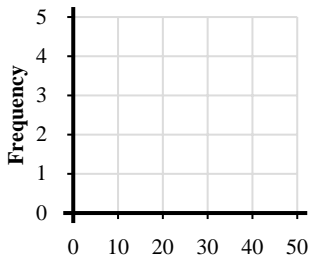
- 8) 3, 5, 7, 11, 13, 15, 15, 18, 21, 21, 20, 24, 24



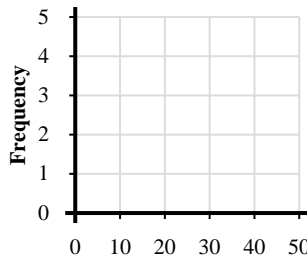
- 9) 1, 8, 12, 17, 16, 24, 24, 21, 22, 22



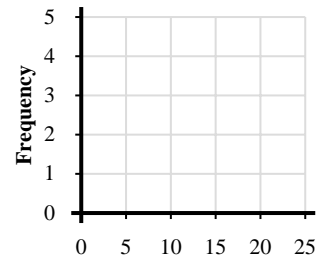
- 10) 5, 1, 1, 12, 11, 18, 17, 28, 20, 25, 23, 29, 35, 37, 30, 43



- 11) 9, 1, 13, 15, 11, 19, 26, 23, 32, 31, 34, 35, 40, 41



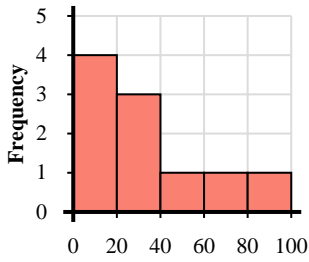
- 12) 1, 2, 2, 3, 9, 5, 10, 12, 14, 13, 10, 16, 18, 17, 22, 22, 20, 23



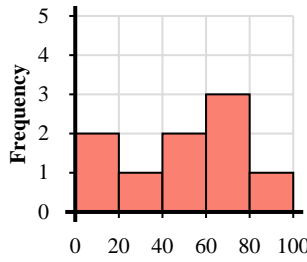


Use the data shown to create a histogram.

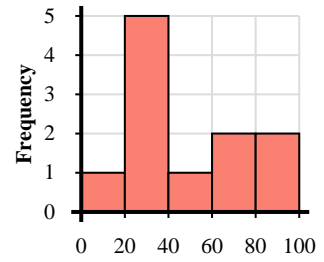
- 1) 10, 2, 16, 3, 27, 35, 25, 51, 70, 89



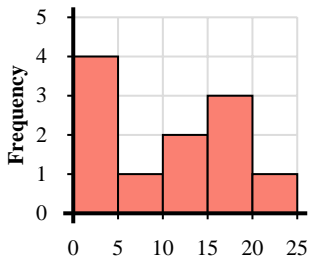
- 2) 11, 3, 30, 53, 55, 70, 79, 64, 87



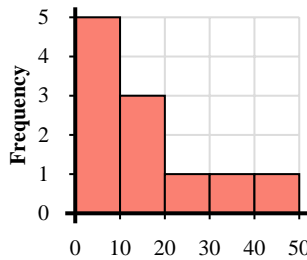
- 3) 10, 39, 29, 26, 20, 27, 48, 65, 72, 83, 97



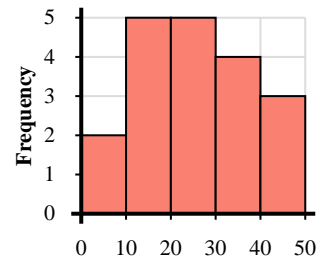
- 4) 4, 3, 1, 2, 6, 14, 14, 18, 15, 16, 23



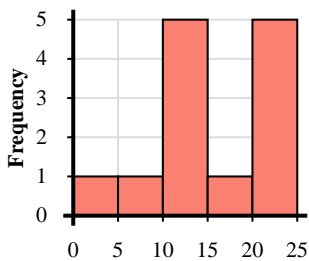
- 5) 5, 6, 7, 1, 4, 15, 10, 18, 20, 39, 41



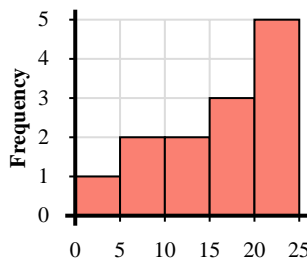
- 6) 8, 3, 18, 17, 14, 16, 11, 27, 24, 23, 21, 21, 39, 33, 31, 33, 41, 43, 49



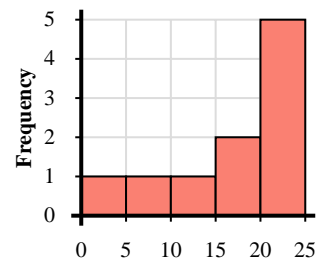
- 7) 1, 5, 11, 12, 13, 14, 12, 17, 21, 24, 23, 21, 24



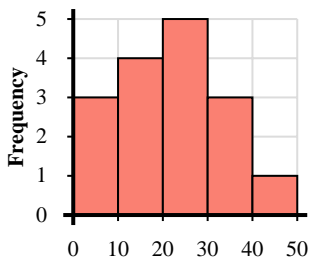
- 8) 3, 5, 7, 11, 13, 15, 15, 18, 21, 21, 20, 24, 24



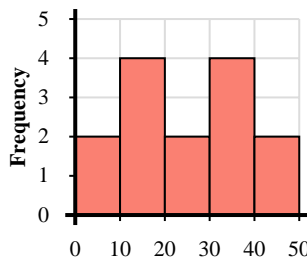
- 9) 1, 8, 12, 17, 16, 24, 24, 21, 22, 22



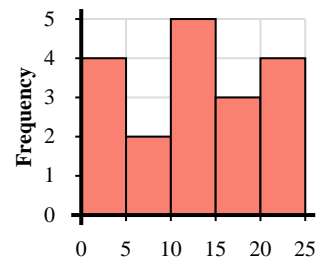
- 10) 5, 1, 1, 12, 11, 18, 17, 28, 20, 25, 23, 29, 35, 37, 30, 43



- 11) 9, 1, 13, 15, 11, 19, 26, 23, 32, 31, 34, 35, 40, 41



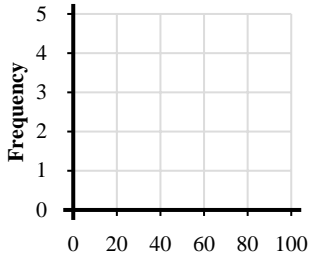
- 12) 1, 2, 2, 3, 9, 5, 10, 12, 14, 13, 10, 16, 18, 17, 22, 22, 20, 23



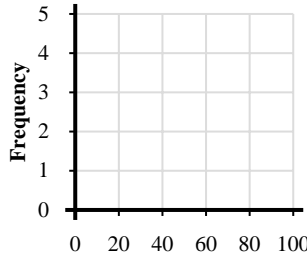


Use the data shown to create a histogram.

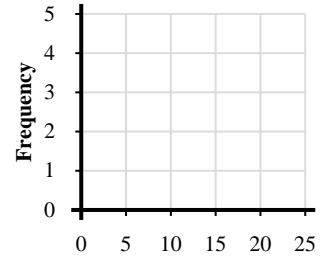
- 1) 12, 8, 17, 36, 41, 44, 50, 40, 61, 98



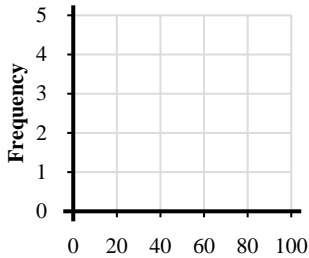
- 2) 8, 12, 2, 15, 2, 22, 57, 59, 43, 65, 75, 78, 73, 78, 85, 83



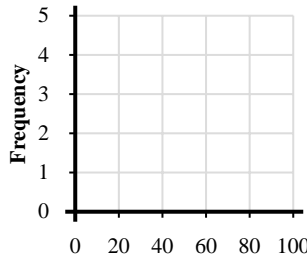
- 3) 4, 3, 4, 2, 6, 9, 10, 13, 10, 14, 17, 15, 18, 19, 15, 23, 20



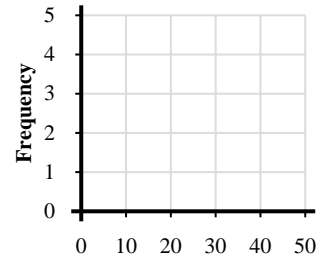
- 4) 13, 3, 26, 20, 56, 48, 54, 45, 65, 81, 87, 94, 93



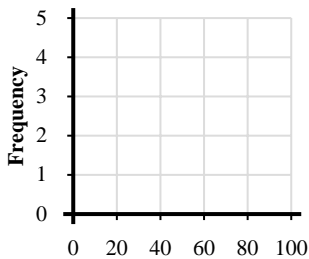
- 5) 9, 17, 19, 7, 8, 24, 29, 57, 50, 50, 55, 72, 71, 73, 62, 68, 84, 80, 82, 82, 80



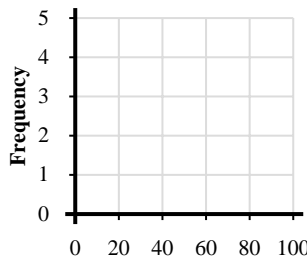
- 6) 1, 9, 9, 8, 18, 13, 13, 22, 20, 23, 25, 39, 34, 30, 37, 47, 45



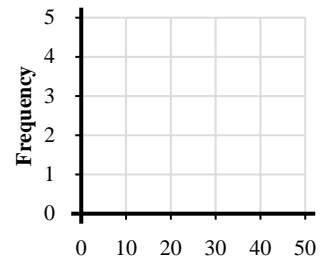
- 7) 16, 18, 5, 9, 17, 34, 27, 30, 41, 50, 45, 40, 79, 85, 81, 92, 84



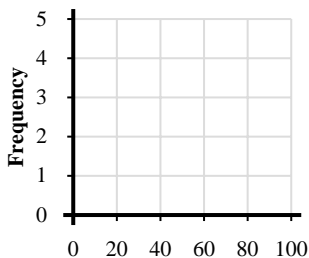
- 8) 14, 27, 35, 24, 36, 47, 42, 44, 50, 57, 70, 75, 70, 60, 78, 98, 93, 81, 93



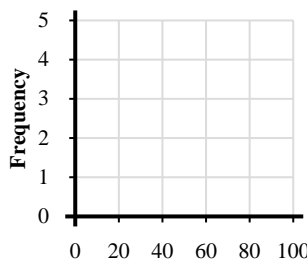
- 9) 8, 1, 15, 24, 22, 36, 36, 33, 38, 43, 43, 45, 41



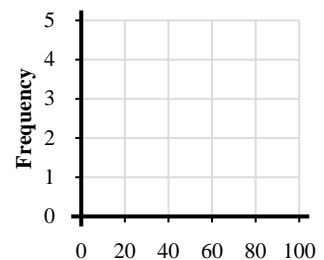
- 10) 4, 14, 14, 13, 5, 26, 52, 59, 45, 46, 74, 92, 98, 89, 91, 87



- 11) 12, 1, 15, 14, 16, 23, 21, 23, 29, 50, 55, 50, 71, 78, 60, 79, 80, 82, 92



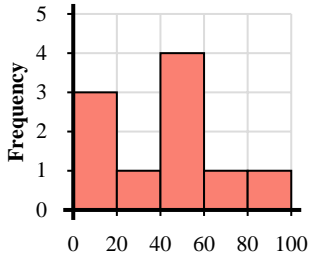
- 12) 15, 18, 16, 5, 19, 39, 24, 39, 46, 46, 57, 66, 63, 78, 65, 95, 80, 84, 87, 84



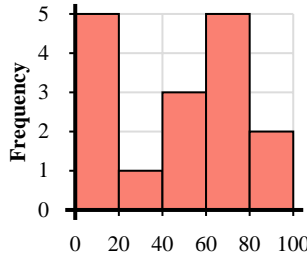


Use the data shown to create a histogram.

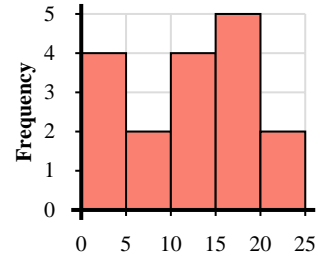
- 1) 12, 8, 17, 36, 41, 44, 50, 40, 61, 98



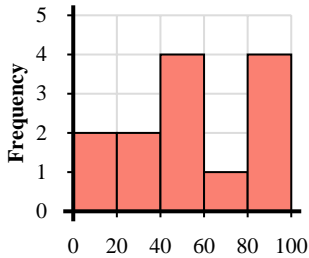
- 2) 8, 12, 2, 15, 2, 22, 57, 59, 43, 65, 75, 78, 73, 78, 85, 83



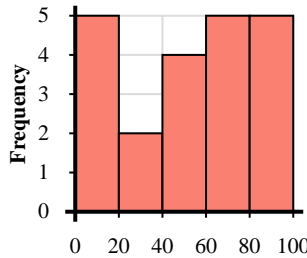
- 3) 4, 3, 4, 2, 6, 9, 10, 13, 10, 14, 17, 15, 18, 19, 15, 23, 20



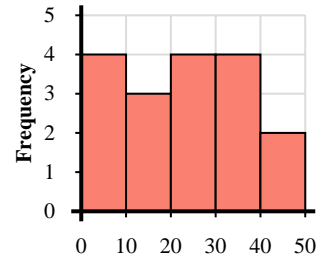
- 4) 13, 3, 26, 20, 56, 48, 54, 45, 65, 81, 87, 94, 93



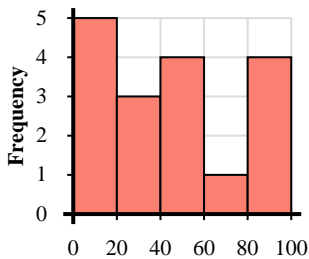
- 5) 9, 17, 19, 7, 8, 24, 29, 57, 50, 50, 55, 72, 71, 73, 62, 68, 84, 80, 82, 82, 80



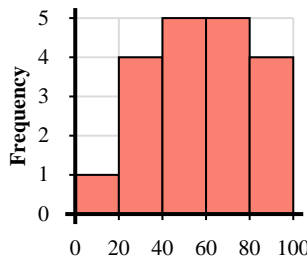
- 6) 1, 9, 9, 8, 18, 13, 13, 22, 20, 23, 25, 39, 34, 30, 37, 47, 45



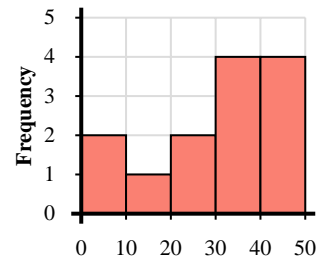
- 7) 16, 18, 5, 9, 17, 34, 27, 30, 41, 50, 45, 40, 79, 85, 81, 92, 84



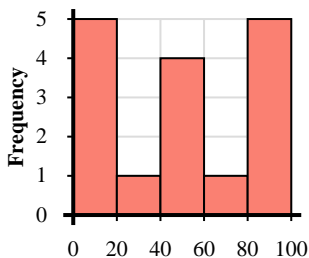
- 8) 14, 27, 35, 24, 36, 47, 42, 44, 50, 57, 70, 75, 70, 60, 78, 98, 93, 81, 93



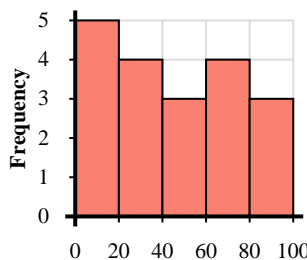
- 9) 8, 1, 15, 24, 22, 36, 36, 33, 38, 43, 43, 45, 41



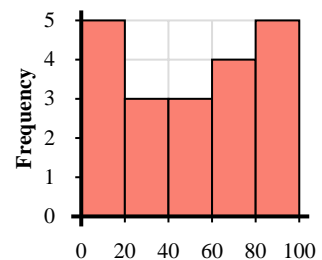
- 10) 4, 14, 14, 13, 5, 26, 52, 59, 45, 46, 74, 92, 98, 89, 91, 87



- 11) 12, 1, 15, 14, 16, 23, 21, 23, 29, 50, 55, 50, 71, 78, 60, 79, 80, 82, 92



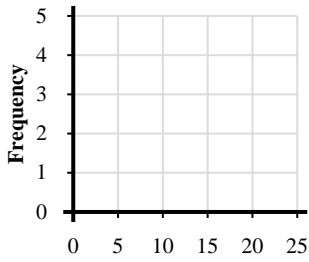
- 12) 15, 18, 16, 5, 19, 39, 24, 39, 46, 46, 57, 66, 63, 78, 65, 95, 80, 84, 87, 84



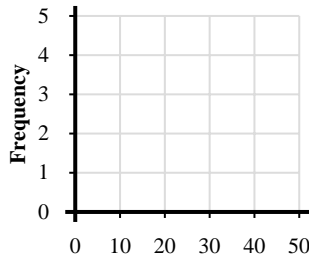


Use the data shown to create a histogram.

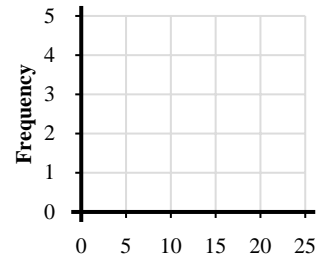
- 1) 1, 4, 3, 4, 1, 8, 9, 14, 13, 10,
14, 13, 17, 19, 19, 21



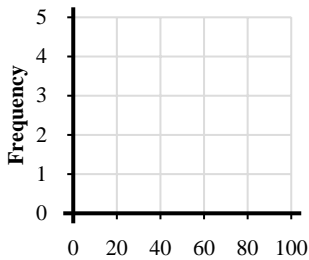
- 2) 1, 7, 7, 9, 8, 14, 14, 18, 15,
17, 29, 21, 36, 30, 35, 37, 42



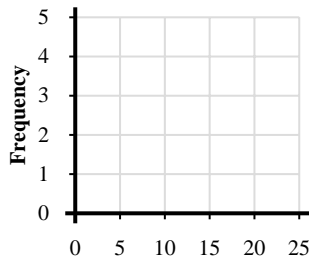
- 3) 4, 1, 4, 8, 10, 11, 14, 14, 13,
15, 17, 16, 16, 22, 20



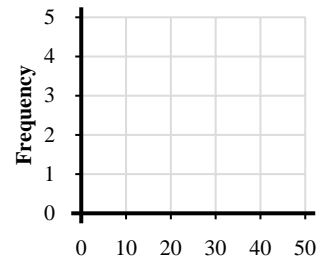
- 4) 5, 6, 7, 13, 10, 33, 51, 58, 41,
52, 70, 87, 96, 91



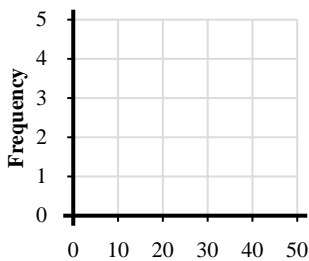
- 5) 2, 1, 4, 7, 9, 6, 8, 8, 12, 13,
11, 19, 20, 24, 20



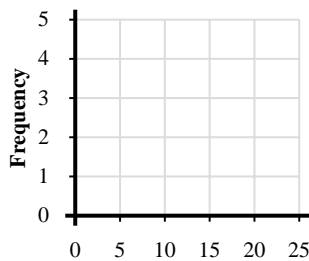
- 6) 1, 9, 5, 3, 4, 16, 14, 16, 13,
28, 32, 46, 48, 40, 45



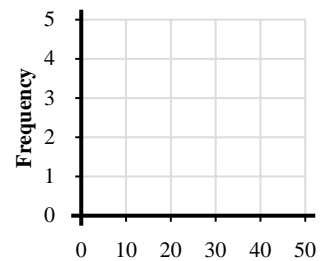
- 7) 2, 16, 17, 28, 20, 22, 35, 36,
35, 48, 45, 48, 45, 47



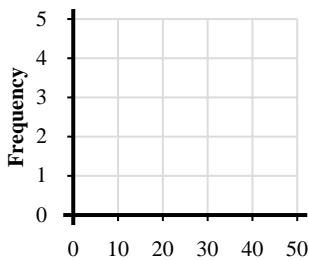
- 8) 3, 2, 2, 3, 6, 6, 5, 5, 12, 12,
11, 10, 18, 18, 16, 15, 21



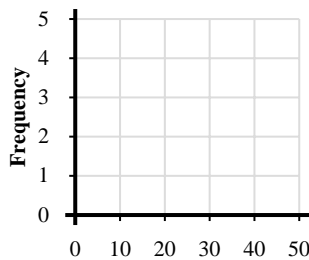
- 9) 7, 9, 2, 8, 15, 27, 22, 27, 27,
29, 39, 30, 45, 43



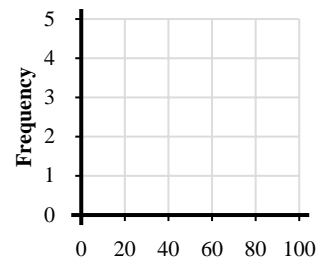
- 10) 7, 4, 1, 8, 16, 23, 24, 20, 29,
20, 37, 32, 30, 32, 47



- 11) 1, 15, 17, 16, 22, 23, 30, 31,
34, 37, 35, 44



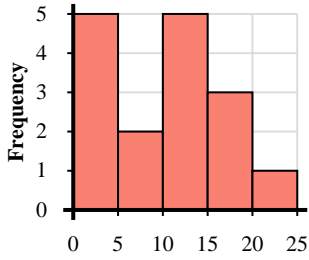
- 12) 3, 7, 27, 29, 38, 24, 30, 52,
46, 48, 44, 75, 83, 90



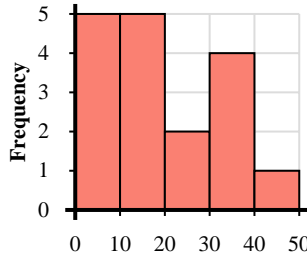


Use the data shown to create a histogram.

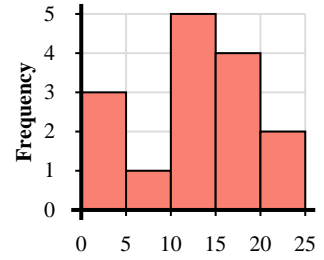
- 1) 1, 4, 3, 4, 1, 8, 9, 14, 13, 10, 14, 13, 17, 19, 19, 21



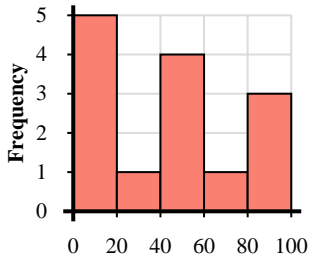
- 2) 1, 7, 7, 9, 8, 14, 14, 18, 15, 17, 29, 21, 36, 30, 35, 37, 42



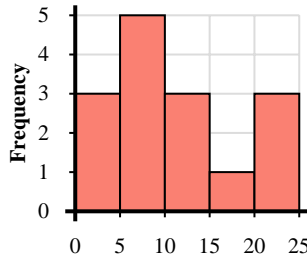
- 3) 4, 1, 4, 8, 10, 11, 14, 14, 13, 15, 17, 16, 16, 22, 20



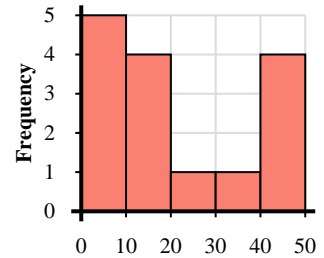
- 4) 5, 6, 7, 13, 10, 33, 51, 58, 41, 52, 70, 87, 96, 91



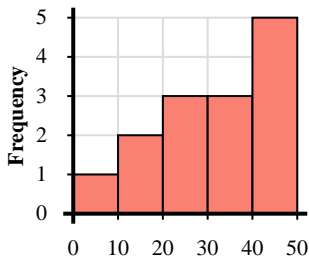
- 5) 2, 1, 4, 7, 9, 6, 8, 8, 12, 13, 11, 19, 20, 24, 20



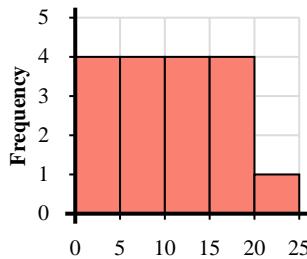
- 6) 1, 9, 5, 3, 4, 16, 14, 16, 13, 28, 32, 46, 48, 40, 45



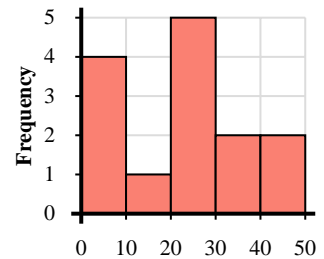
- 7) 2, 16, 17, 28, 20, 22, 35, 36, 35, 48, 45, 48, 45, 47



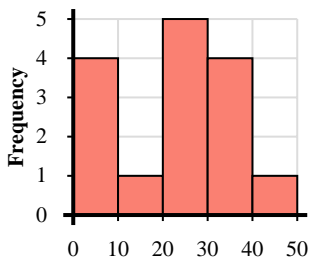
- 8) 3, 2, 2, 3, 6, 6, 6, 5, 5, 12, 12, 11, 10, 18, 18, 16, 15, 21



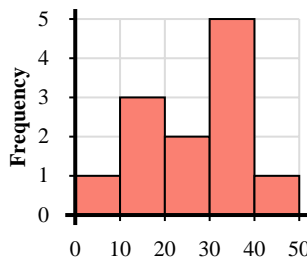
- 9) 7, 9, 2, 8, 15, 27, 22, 27, 27, 29, 39, 30, 45, 43



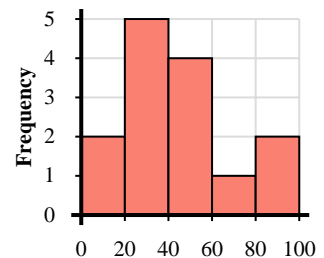
- 10) 7, 4, 1, 8, 16, 23, 24, 20, 29, 20, 37, 32, 30, 32, 47



- 11) 1, 15, 17, 16, 22, 23, 30, 31, 34, 37, 35, 44



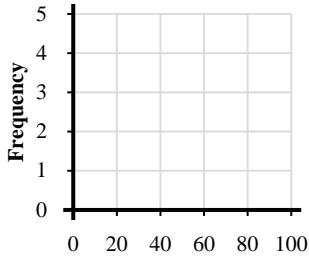
- 12) 3, 7, 27, 29, 38, 24, 30, 52, 46, 48, 44, 75, 83, 90



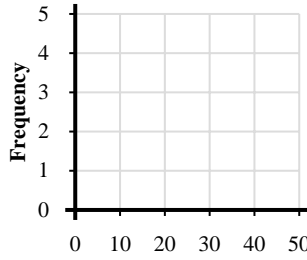


Use the data shown to create a histogram.

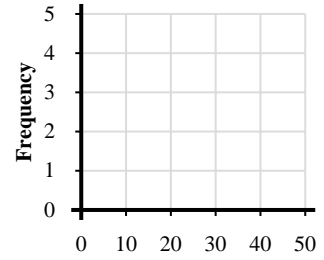
- 1) 14, 4, 2, 16, 15, 23, 28, 53, 50, 70, 61, 62, 62, 98



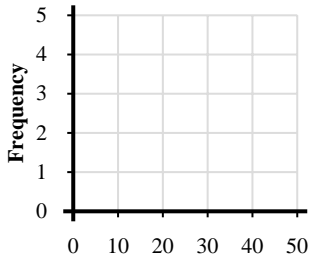
- 2) 6, 12, 18, 24, 24, 36, 38, 34, 39, 43



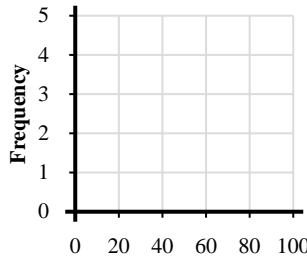
- 3) 1, 1, 1, 4, 14, 14, 15, 24, 26, 29, 28, 39, 40, 46, 44, 45, 45



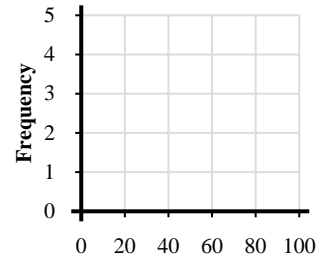
- 4) 6, 9, 8, 5, 17, 13, 17, 16, 14, 24, 35, 42, 43



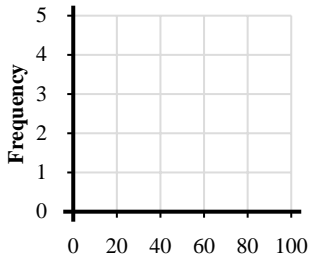
- 5) 19, 4, 8, 13, 16, 31, 36, 30, 20, 49, 43, 52, 66, 77, 84, 90, 82, 97



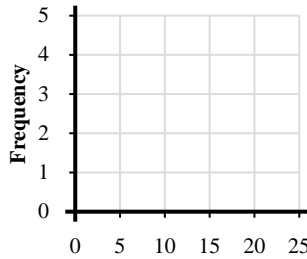
- 6) 7, 15, 10, 10, 23, 27, 31, 36, 41, 62, 68, 75, 84



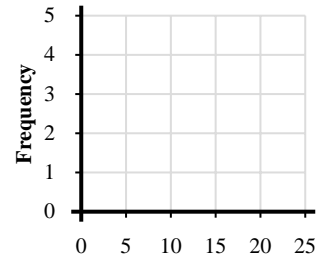
- 7) 9, 8, 19, 4, 26, 53, 59, 70, 68, 64, 73, 76, 84, 84, 98, 98



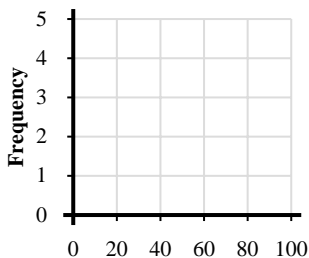
- 8) 4, 4, 2, 3, 2, 8, 5, 9, 10, 10, 15, 20, 23, 20, 22, 20



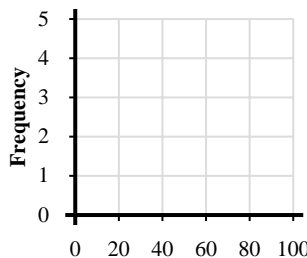
- 9) 3, 2, 5, 8, 8, 12, 19, 15, 18, 16, 16, 20, 20, 24



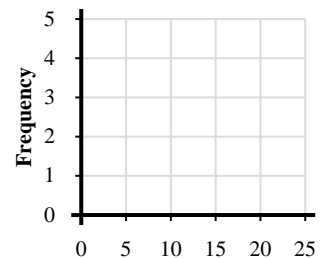
- 10) 5, 30, 35, 32, 42, 57, 75, 84, 93, 84, 85



- 11) 16, 15, 23, 55, 46, 50, 46, 50, 76, 76, 99, 92, 97, 89, 85



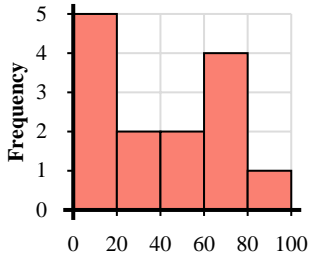
- 12) 2, 1, 7, 10, 12, 13, 17, 15, 16, 17, 18, 21, 20



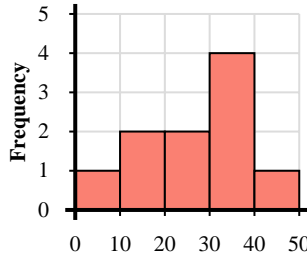


Use the data shown to create a histogram.

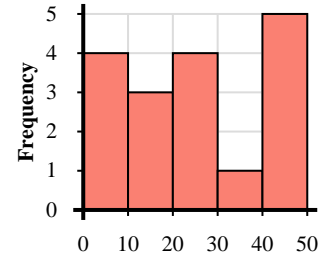
- 1) 14, 4, 2, 16, 15, 23, 28, 53, 50, 70, 61, 62, 62, 98



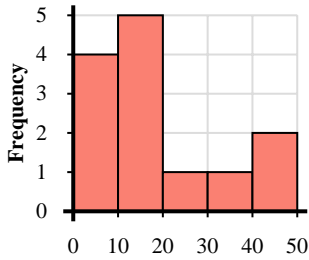
- 2) 6, 12, 18, 24, 24, 36, 38, 34, 39, 43



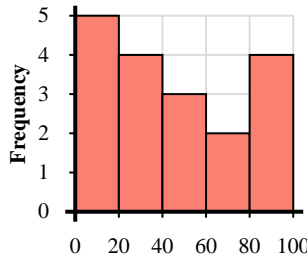
- 3) 1, 1, 1, 4, 14, 14, 15, 24, 26, 29, 28, 39, 40, 46, 44, 45, 45



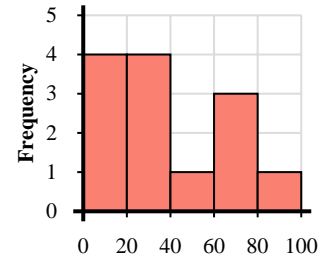
- 4) 6, 9, 8, 5, 17, 13, 17, 16, 14, 24, 35, 42, 43



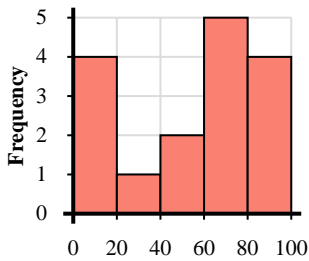
- 5) 19, 4, 8, 13, 16, 31, 36, 30, 20, 49, 43, 52, 66, 77, 84, 90, 82, 97



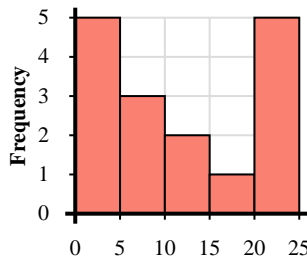
- 6) 7, 15, 10, 10, 23, 27, 31, 36, 41, 62, 68, 75, 84



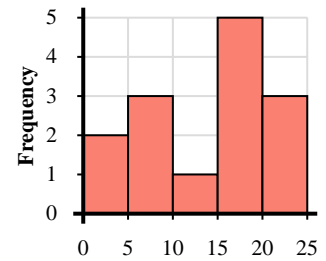
- 7) 9, 8, 19, 4, 26, 53, 59, 70, 68, 64, 73, 76, 84, 84, 98, 98



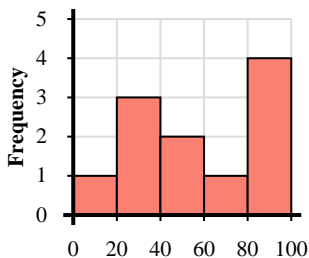
- 8) 4, 4, 2, 3, 2, 8, 5, 9, 10, 10, 15, 20, 23, 20, 22, 20



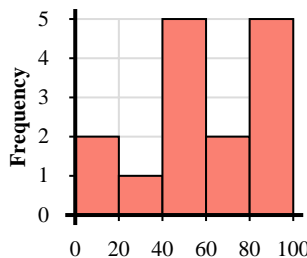
- 9) 3, 2, 5, 8, 8, 12, 19, 15, 18, 16, 16, 20, 20, 24



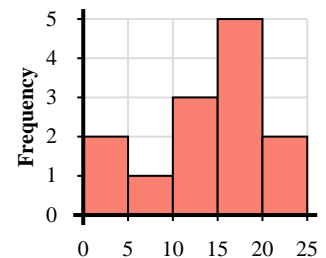
- 10) 5, 30, 35, 32, 42, 57, 75, 84, 93, 84, 85



- 11) 16, 15, 23, 55, 46, 50, 46, 50, 76, 76, 99, 92, 97, 89, 85



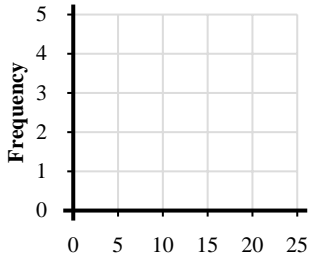
- 12) 2, 1, 7, 10, 12, 13, 17, 15, 16, 17, 18, 21, 20



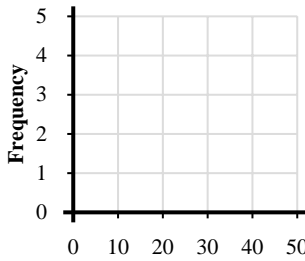


Use the data shown to create a histogram.

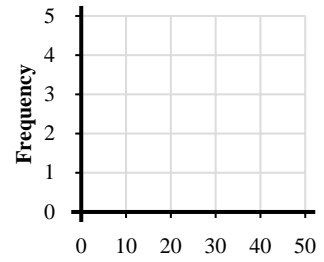
- 1) 3, 8, 8, 12, 11, 12, 15, 22, 21



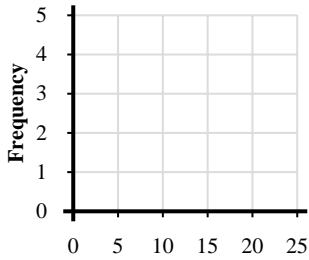
- 2) 5, 8, 1, 3, 14, 11, 17, 16, 14, 29, 25, 27, 29, 30, 37, 38, 38, 44, 42, 46



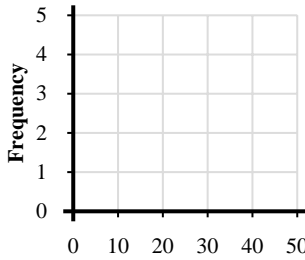
- 3) 6, 9, 16, 11, 14, 13, 11, 27, 30, 31, 32, 36, 40, 48, 41



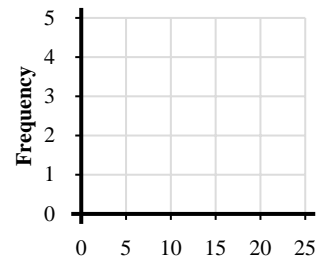
- 4) 1, 4, 2, 4, 3, 5, 6, 9, 6, 7, 13, 19, 17, 16, 17, 24, 21



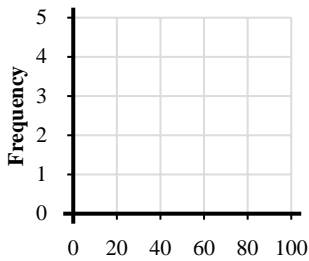
- 5) 5, 5, 6, 12, 23, 26, 36, 37, 31, 32, 49, 47, 44



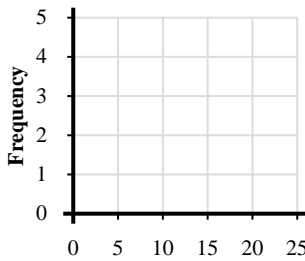
- 6) 3, 7, 9, 8, 14, 10, 18, 20



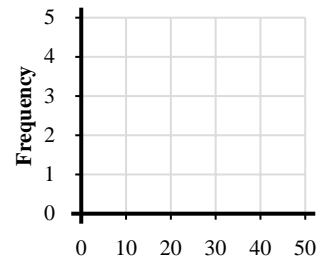
- 7) 9, 17, 8, 39, 36, 20, 23, 46, 43, 45, 56, 60, 86, 89, 95



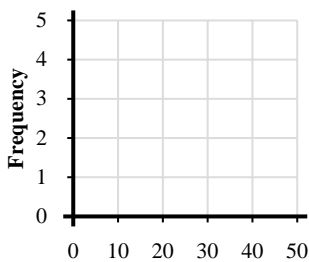
- 8) 2, 3, 8, 12, 14, 14, 19, 17, 18, 18, 17, 20



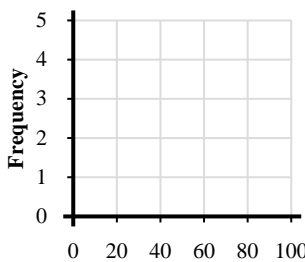
- 9) 4, 1, 6, 7, 18, 18, 16, 14, 18, 25, 26, 25, 34, 44



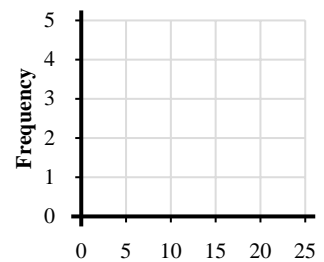
- 10) 1, 1, 19, 16, 15, 12, 17, 24, 26, 20, 20, 38, 36, 42, 46, 47, 47, 41



- 11) 4, 15, 12, 9, 9, 32, 23, 26, 44, 54, 45, 58, 57, 74, 61, 62, 68, 88



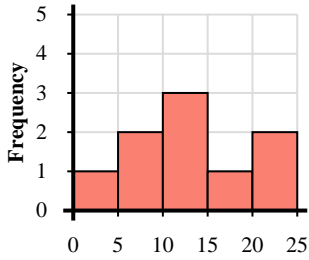
- 12) 4, 4, 3, 3, 2, 5, 9, 11, 11, 10, 10, 14, 16, 15, 18, 17, 24, 22, 21



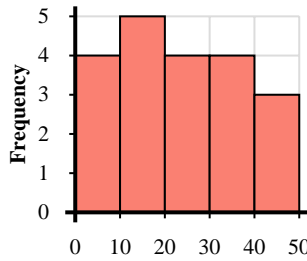


Use the data shown to create a histogram.

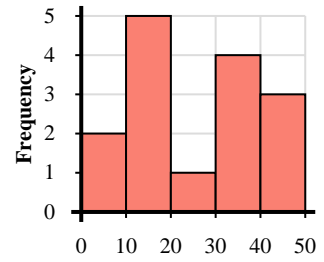
- 1) 3, 8, 8, 12, 11, 12, 15, 22, 21



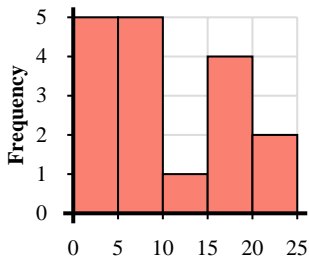
- 2) 5, 8, 1, 3, 14, 11, 17, 16, 14, 29, 25, 27, 29, 30, 37, 38, 38, 44, 42, 46



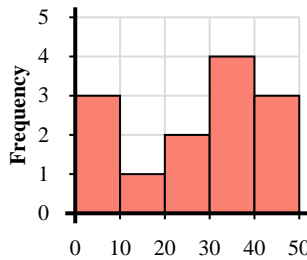
- 3) 6, 9, 16, 11, 14, 13, 11, 27, 30, 31, 32, 36, 40, 48, 41



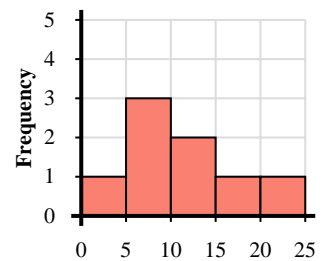
- 4) 1, 4, 2, 4, 3, 5, 6, 9, 6, 7, 13, 19, 17, 16, 17, 24, 21



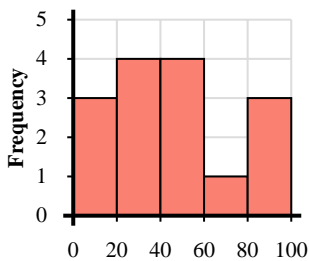
- 5) 5, 5, 6, 12, 23, 26, 36, 37, 31, 32, 49, 47, 44



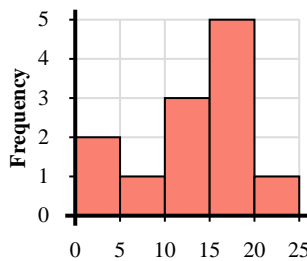
- 6) 3, 7, 9, 8, 14, 10, 18, 20



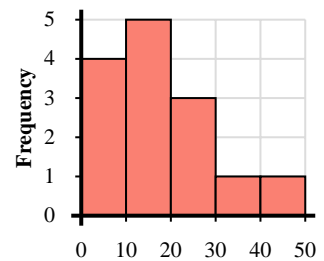
- 7) 9, 17, 8, 39, 36, 20, 23, 46, 43, 45, 56, 60, 86, 89, 95



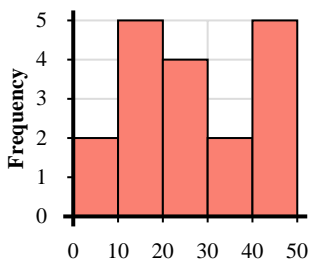
- 8) 2, 3, 8, 12, 14, 14, 19, 17, 18, 18, 17, 20



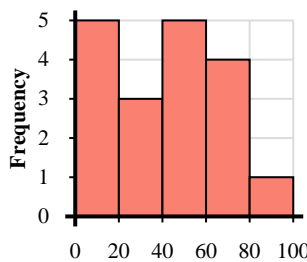
- 9) 4, 1, 6, 7, 18, 18, 16, 14, 18, 25, 26, 25, 34, 44



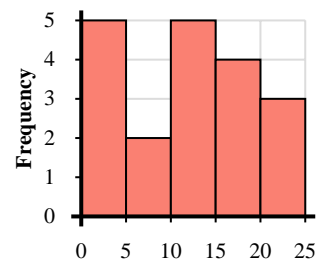
- 10) 1, 1, 19, 16, 15, 12, 17, 24, 26, 20, 20, 38, 36, 42, 46, 47, 47, 41



- 11) 4, 15, 12, 9, 9, 32, 23, 26, 44, 54, 45, 58, 57, 74, 61, 62, 68, 88



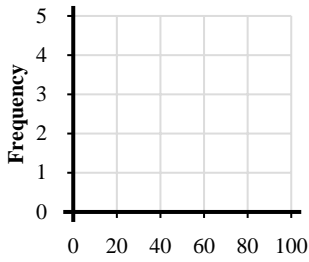
- 12) 4, 4, 3, 3, 2, 5, 9, 11, 11, 10, 10, 14, 16, 15, 18, 17, 24, 22, 21



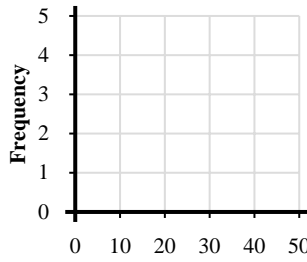


Use the data shown to create a histogram.

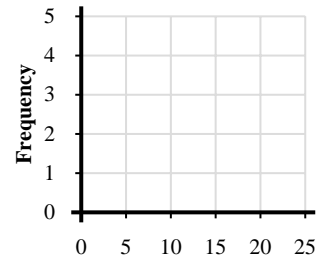
- 1) 11, 28, 26, 55, 58, 48, 72, 62, 64, 74, 77, 98, 92



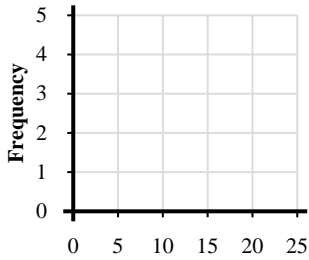
- 2) 5, 19, 16, 14, 18, 16, 26, 29, 32, 32, 41, 46, 47, 45



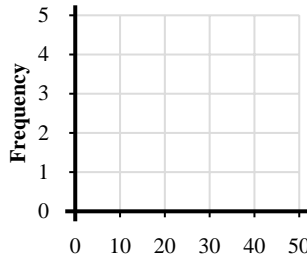
- 3) 1, 5, 6, 9, 9, 14, 14, 12, 12, 14, 17, 17, 15, 17, 18, 22, 20, 22, 20



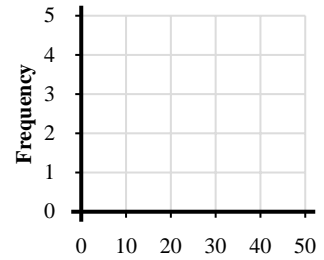
- 4) 2, 1, 4, 8, 14, 12, 13, 19, 22, 20, 21, 24



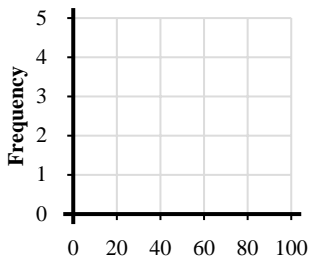
- 5) 4, 5, 7, 1, 1, 12, 10, 12, 10, 22, 25, 28, 22, 35, 48, 44



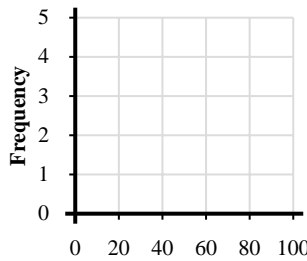
- 6) 7, 1, 9, 5, 2, 13, 12, 16, 11, 21, 20, 25, 29, 28, 35, 35, 39, 38, 37, 43, 43, 48, 48



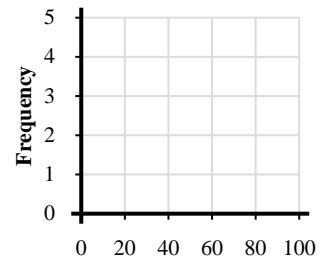
- 7) 16, 14, 6, 15, 29, 26, 37, 27, 56, 41, 48, 50, 78, 64, 61, 81, 89, 87



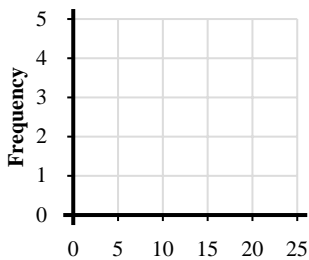
- 8) 10, 1, 17, 5, 27, 30, 37, 49, 50, 58, 64, 79, 88, 91



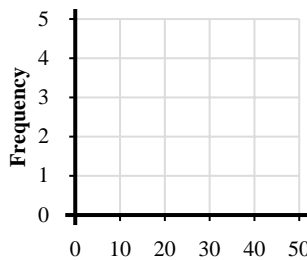
- 9) 17, 21, 24, 46, 47, 46, 53, 43, 60, 68, 75, 74, 90



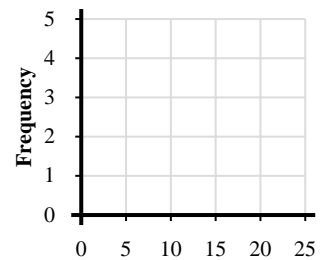
- 10) 2, 3, 9, 5, 9, 14, 11, 12, 12, 17, 23



- 11) 8, 9, 12, 13, 14, 26, 26, 39, 39, 36, 43



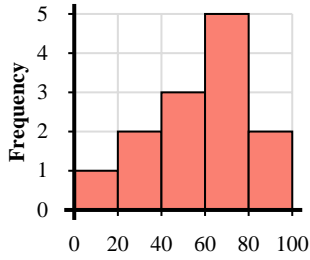
- 12) 2, 5, 8, 12, 11, 12, 13, 18, 18, 17, 16, 16, 22, 21, 21, 21, 20



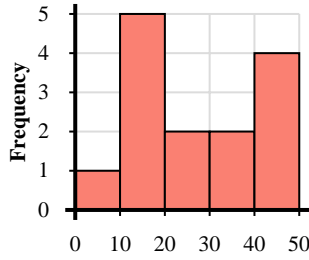


Use the data shown to create a histogram.

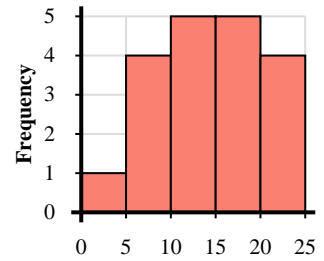
- 1) 11, 28, 26, 55, 58, 48, 72, 62, 64, 74, 77, 98, 92



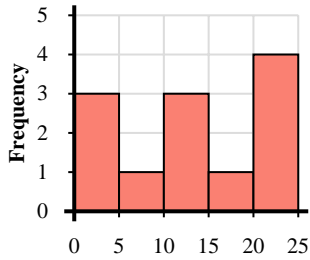
- 2) 5, 19, 16, 14, 18, 16, 26, 29, 32, 32, 41, 46, 47, 45



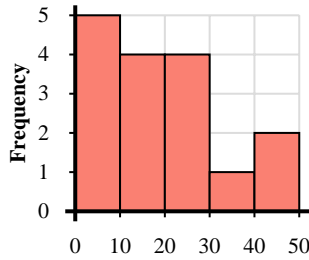
- 3) 1, 5, 6, 9, 9, 14, 14, 12, 12, 14, 17, 17, 15, 17, 18, 22, 20, 22, 20



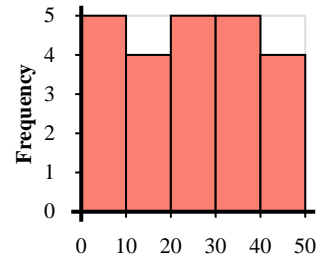
- 4) 2, 1, 4, 8, 14, 12, 13, 19, 22, 20, 21, 24



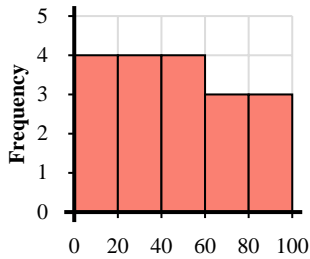
- 5) 4, 5, 7, 1, 1, 12, 10, 12, 10, 22, 25, 28, 22, 35, 48, 44



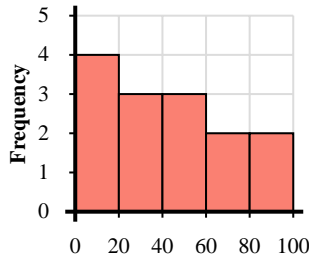
- 6) 7, 1, 9, 5, 2, 13, 12, 16, 11, 21, 20, 25, 29, 28, 35, 35, 39, 38, 37, 43, 43, 48, 48



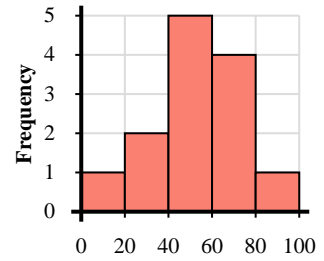
- 7) 16, 14, 6, 15, 29, 26, 37, 27, 56, 41, 48, 50, 78, 64, 61, 81, 89, 87



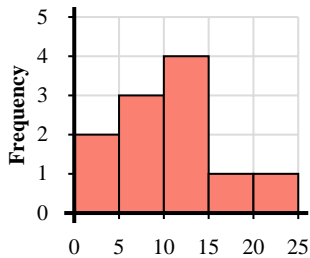
- 8) 10, 1, 17, 5, 27, 30, 37, 49, 50, 58, 64, 79, 88, 91



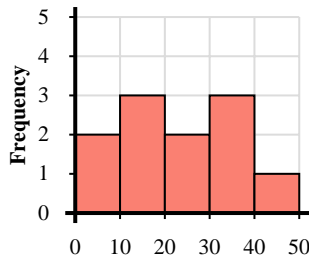
- 9) 17, 21, 24, 46, 47, 46, 53, 43, 60, 68, 75, 74, 90



- 10) 2, 3, 9, 5, 9, 14, 11, 12, 12, 17, 23



- 11) 8, 9, 12, 13, 14, 26, 26, 39, 39, 36, 43



- 12) 2, 5, 8, 12, 11, 12, 13, 18, 18, 17, 16, 16, 22, 21, 21, 21, 20

