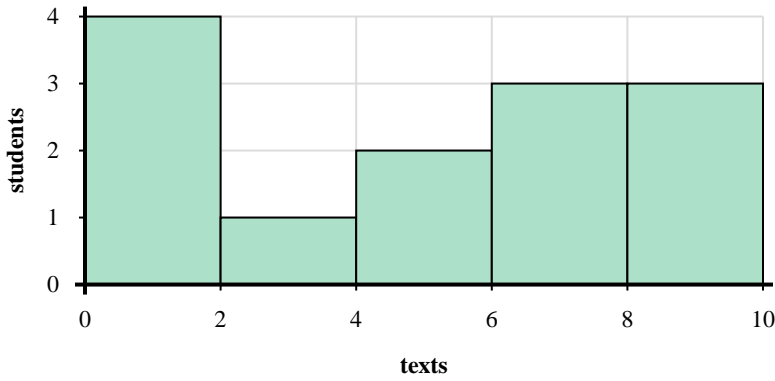




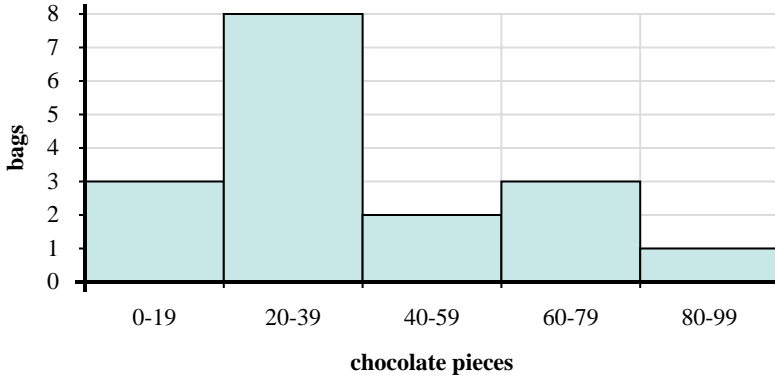
Use the histograms shown to answer each question.



- 1) How many students are represented in this histogram?
- 2) Most students sent between _____ and _____ texts.
- 3) How many students sent between 8 and 10 texts?
- 4) If a student sent 6 texts which bar would they be added to?

Answers

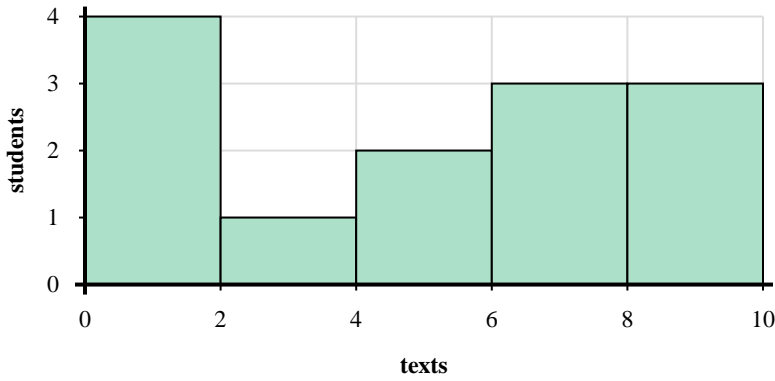
1. _____
2. _____
3. _____
4. _____
5. _____
6. _____
7. _____
8. _____



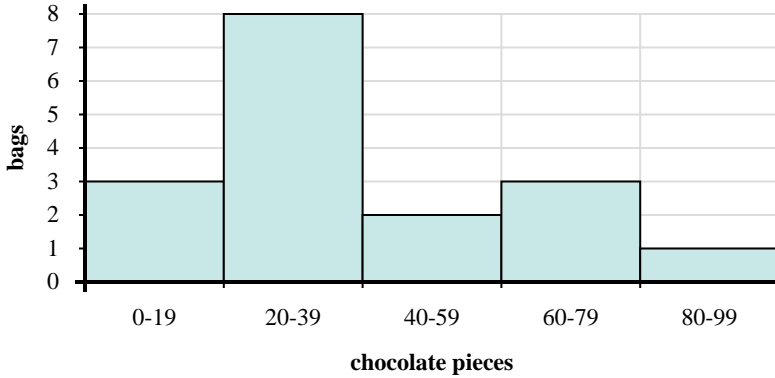
- 5) Most bags had between _____ and _____ pieces of chocolate.
- 6) How many bags had between 40 and 60 chocolate pieces?
- 7) If a bag had 69 pieces of chocolate in it, which bar would it be added to?
- 8) How many bags of trail mix are represented in this histogram?



Use the histograms shown to answer each question.



- How many students are represented in this histogram?
- Most students sent between _____ and _____ texts.
- How many students sent between 8 and 10 texts?
- If a student sent 6 texts which bar would they be added to?



- Most bags had between _____ and _____ pieces of chocolate.
- How many bags had between 40 and 60 chocolate pieces?
- If a bag had 69 pieces of chocolate in it, which bar would it be added to?
- How many bags of trail mix are represented in this histogram?

Answers

- 13
- 0 2
- 3
- 4
- 20 40
- 2
- 4
- 17