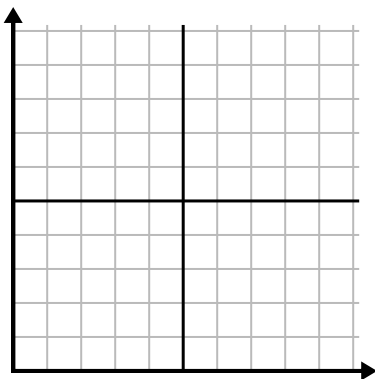




Fill in the grid using the chart.

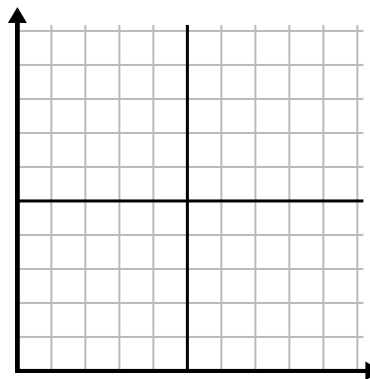
1)

Day	1	2	3	4	5	6
Calories Burned	80	60	140	100	40	180



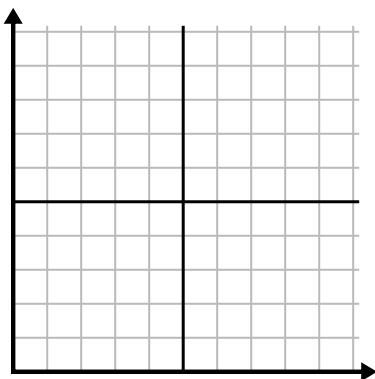
2)

Month	1	2	3	4	5
Electric Bill Price	225	250	175	150	75



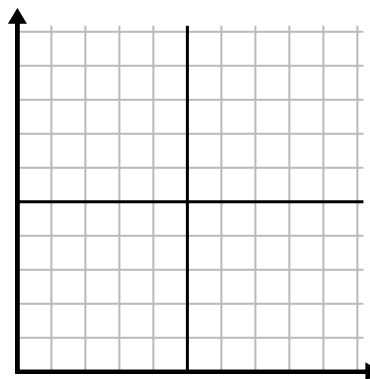
3)

Hour	1	2	3	4	5
Amount Sold	1	9	2	6	5



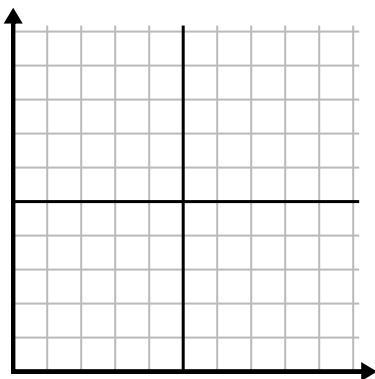
4)

Day	1	2	3	4	5	6	7
Texts Sent	5	10	50	30	20	15	25



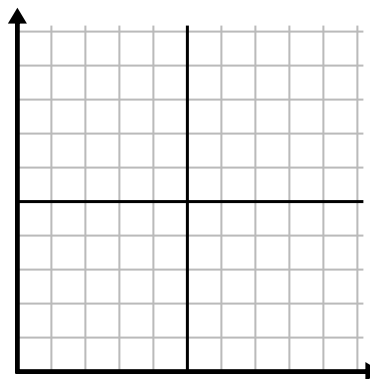
5)

Week	1	2	3	4	5	6	7
Water Used (gallons)	90	10	80	100	50	20	70



6)

Day	1	2	3	4	5	6	7
Money Spent	8	7	6	5	4	3	10

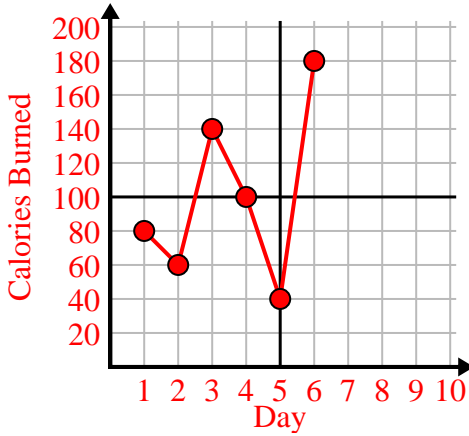




Fill in the grid using the chart.

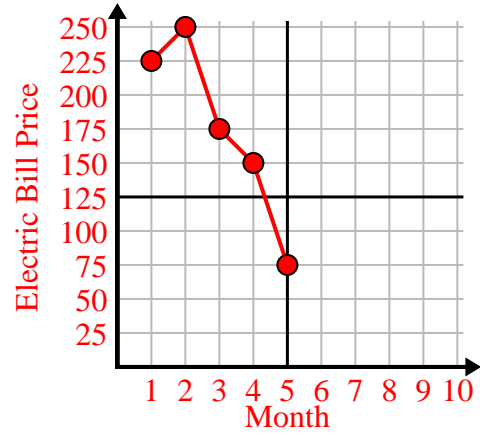
1)

Day	1	2	3	4	5	6
Calories Burned	80	60	140	100	40	180



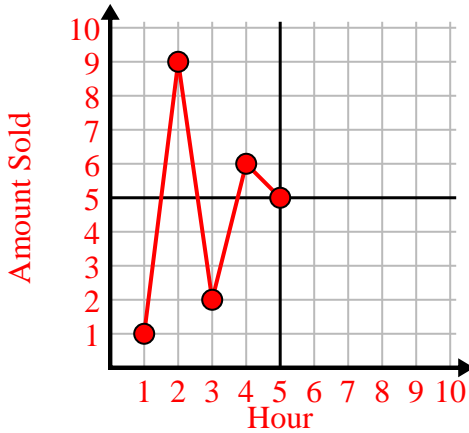
2)

Month	1	2	3	4	5
Electric Bill Price	225	250	175	150	75



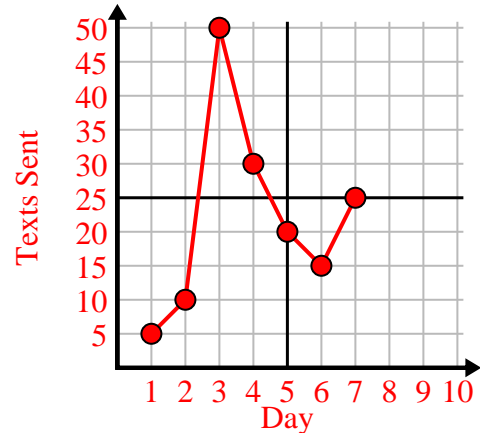
3)

Hour	1	2	3	4	5
Amount Sold	1	9	2	6	5



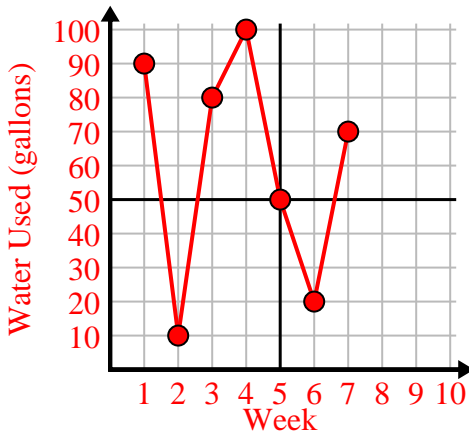
4)

Day	1	2	3	4	5	6	7
Texts Sent	5	10	50	30	20	15	25



5)

Week	1	2	3	4	5	6	7
Water Used (gallons)	90	10	80	100	50	20	70



6)

Day	1	2	3	4	5	6	7
Money Spent	8	7	6	5	4	3	10

