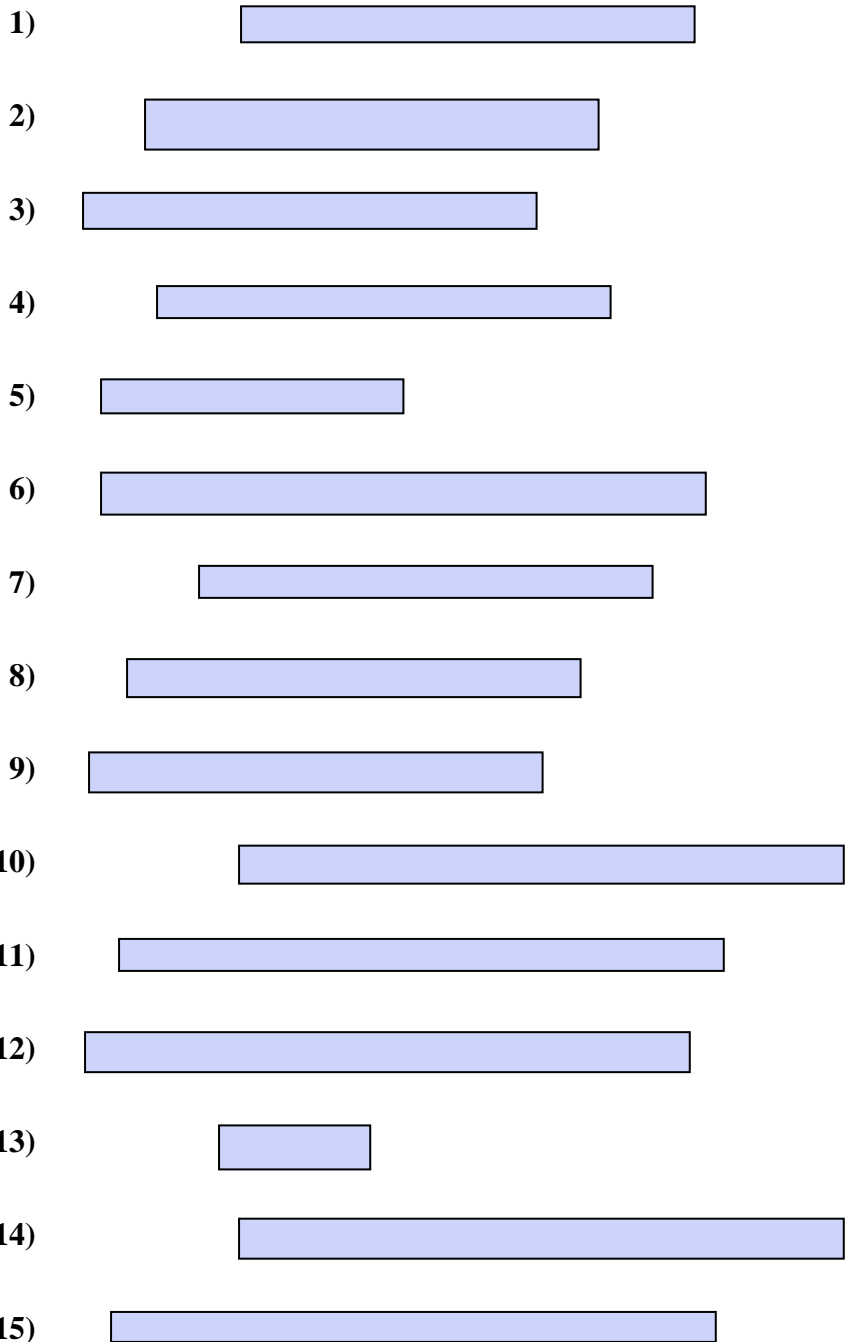




Measure each of the bars (in centimeters) and then generate a line plot based on the information.

Answers



1. _____
2. _____
3. _____
4. _____
5. _____
6. _____
7. _____
8. _____
9. _____
10. _____
11. _____
12. _____
13. _____
14. _____
15. _____

Line Plot



Measure each of the bars (in centimeters) and then generate a line plot based on the information.

Answers



1. 6



2. 6



3. 6



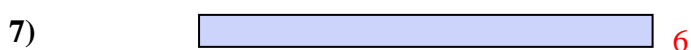
4. 6



5. 4



6. 8



7. 6




8. 6



9. 6



10. 8



11. 8



12. 8



13. 2



14. 8



15. 8

Line Plot

