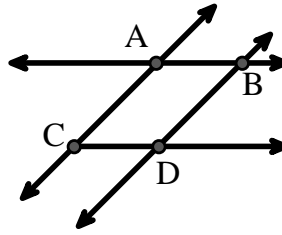




Solve each problem.

Use the graphic to the right to find the following (if possible):

- 1) A Line _____
- 2) Perpendicular Lines _____
- 3) A Ray _____
- 4) Parallel Lines _____
- 5) Intersecting Lines _____
- 6) A Segment _____

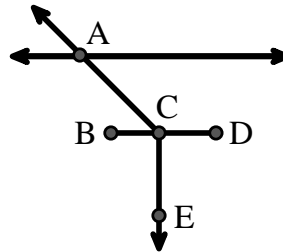


Answers

- 1. _____
- 2. _____
- 3. _____
- 4. _____
- 5. _____
- 6. _____
- 7. _____
- 8. _____

Use the graphic to the right to find the following (if possible):

- 7) Acute Angle _____
- 8) Straight Angle _____
- 9) Obtuse Angle _____
- 10) Right Angle _____



- 9. _____
- 10. _____
- 11. graph
- 12. graph
- 13. graph
- 14. graph
- 15. graph

Use the dot matrix to draw the following:

- 11) Ray \vec{AB}
- 12) Ray \vec{AC} perpendicular to ray \vec{AB}
- 13) line \vec{DE} intersecting ray \vec{AC}
- 14) Segment \vec{EF} perpendicular to ray \vec{AB}
- 15) Angle $\angle EFG$





Solve each problem.

Use the graphic to the right to find the following (if possible):

1) A Line $\overleftrightarrow{AC}, \overleftrightarrow{AB}, \overleftrightarrow{BD}$

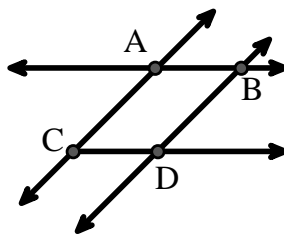
2) Perpendicular Lines _____

3) A Ray $\overrightarrow{AB}, \overrightarrow{AC}, \overrightarrow{BA}, \overrightarrow{BD}, \overrightarrow{CA}, \overrightarrow{CD}, \overrightarrow{DB}$

4) Parallel Lines $(\overleftrightarrow{A} \& \overleftrightarrow{B}), (\overleftrightarrow{A} \& \overleftrightarrow{C}), (\overleftrightarrow{B} \& \overleftrightarrow{D}), (\overleftrightarrow{C} \& \overleftrightarrow{D})$

5) Intersecting Lines $(\overleftrightarrow{AB} \& \overleftrightarrow{AC}), (\overleftrightarrow{AB} \& \overleftrightarrow{BD})$

6) A Segment $\overline{AB}, \overline{AC}, \overline{BD}, \overline{CD}$



Answers

1. \overleftrightarrow{AC}

2. none

3. \overrightarrow{AB}

4. $(\overleftrightarrow{A} \& \overleftrightarrow{B})$

5. $(\overleftrightarrow{AB} \& \overleftrightarrow{AC})$

6. \overline{AB}

7. $\angle ACB$

8. $\angle BCD$

9. $\angle ACD$

10. $\angle BCE$

11. graph

12. graph

13. graph

14. graph

15. graph

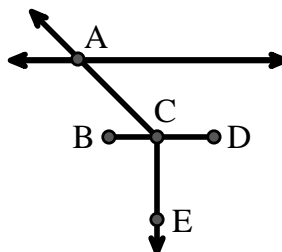
Use the graphic to the right to find the following (if possible):

7) Acute Angle $\angle ACB$

8) Straight Angle $\angle BCD$

9) Obtuse Angle $\angle ACD$

10) Right Angle $\angle BCE, \angle DCE$



Use the dot matrix to draw the following:

11) Ray \overrightarrow{AB}

12) Ray \overrightarrow{AC} perpendicular to ray \overrightarrow{AB}

13) line \overleftrightarrow{DE} intersecting ray \overrightarrow{AC}

14) Segment \overline{EF} perpendicular to ray \overrightarrow{AB}

15) Angle $\angle EFG$

