



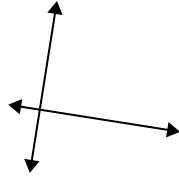
Use 'parallel', 'perp'(perpendicular) or 'inter'(intersecting) to describe the lines.

Answers

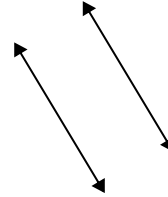
1)



2)



3)



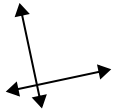
1. \_\_\_\_\_

2. \_\_\_\_\_

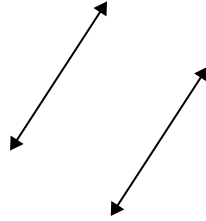
3. \_\_\_\_\_

4. \_\_\_\_\_

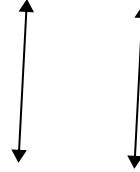
4)



5)



6)



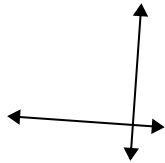
5. \_\_\_\_\_

6. \_\_\_\_\_

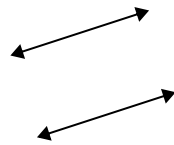
7. \_\_\_\_\_

8. \_\_\_\_\_

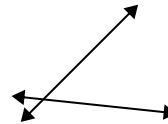
7)



8)



9)



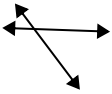
9. \_\_\_\_\_

10. \_\_\_\_\_

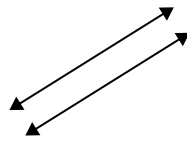
11. \_\_\_\_\_

12. \_\_\_\_\_

10)



11)



12)

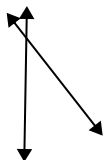


13. \_\_\_\_\_

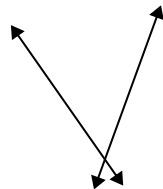
14. \_\_\_\_\_

15. \_\_\_\_\_

13)



14)


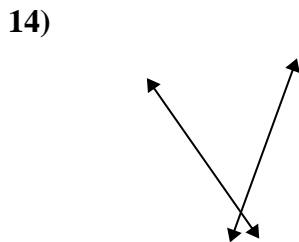
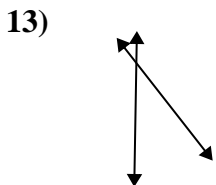
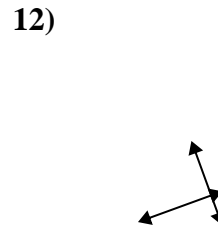
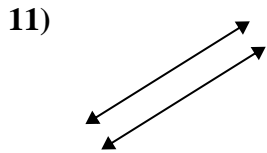
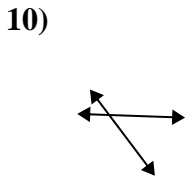
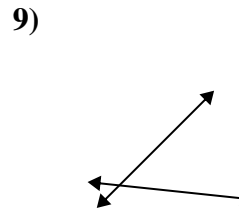
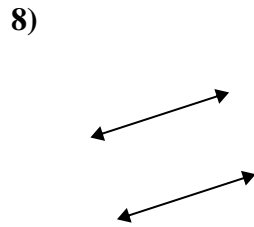
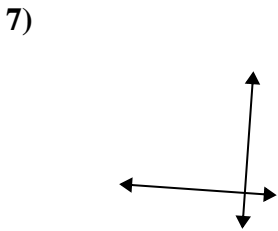
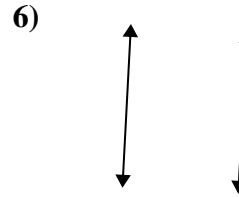
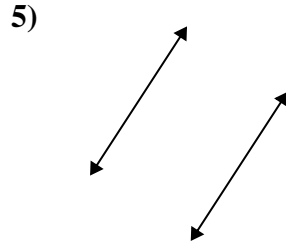
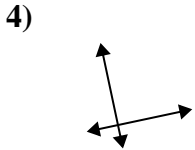
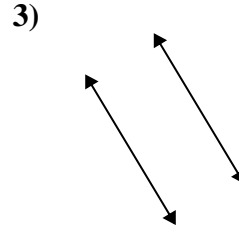
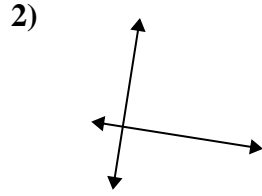
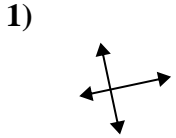


15)





Use 'parallel', 'perp'(perpendicular) or 'inter'(intersecting) to describe the lines.



Answers

1. **perp & inter**

2. **perp & inter**

3. **parallel**

4. **perp & inter**

5. **parallel**

6. **parallel**

7. **perp & inter**

8. **parallel**

9. **inter**

10. **inter**

11. **parallel**

12. **perp & inter**

13. **inter**

14. **inter**

15. **inter**