Measuring and Showing Data Name:

Measure each ITEM tip to tip then place your results in the line plot.

Ex)

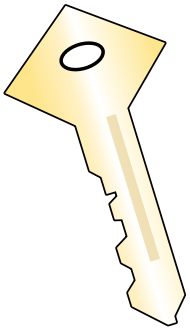

1)

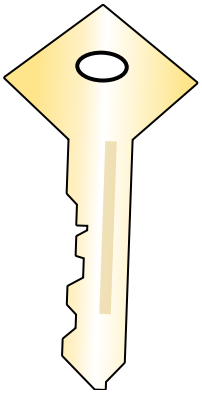

2)

3)

4)

5)

6)

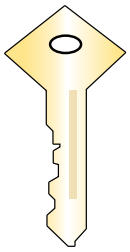

7)

8)

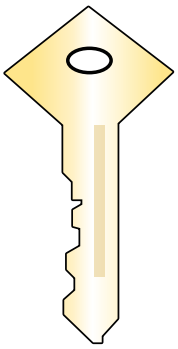

9)

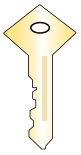

10)

11)

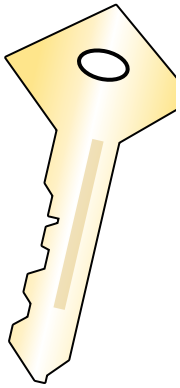

Line Plot							
$\frac{1}{4}$	$\frac{1}{2}$	$\frac{3}{4}$	1	$1\frac{1}{4}$	$1\frac{1}{2}$	$1\frac{3}{4}$	2

Answers

Ex. $1\frac{3}{4}$

1. _____
2. _____
3. _____
4. _____
5. _____
6. _____
7. _____
8. _____
9. _____
10. _____
11. _____

Measuring and Showing Data

Name: **Answer Key**

Measure each ITEM tip to tip then place your results in the line plot.

Ex)

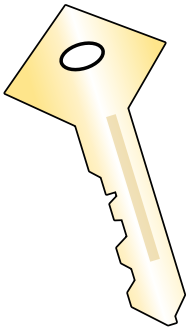

1)

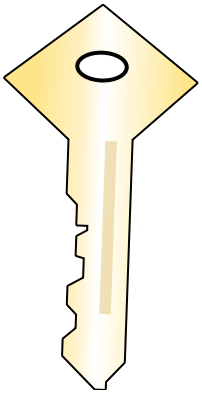

2)

3)

4)

5)

6)

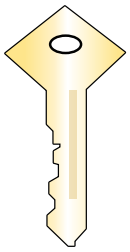

7)

8)

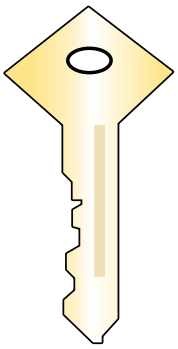

9)

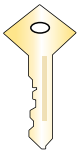

10)

11)

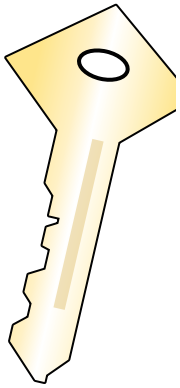

Line Plot

X		X				X	X
X	X	X	X	X	X	X	X
¼	½	¾	1	1 ¼	1 ½	1 ¾	2

Answers

Ex.	1 ¾
1.	2
2.	¾
3.	½
4.	¼
5.	1 ½
6.	1 ¼
7.	1
8.	1 ¾
9.	¾
10.	¼
11.	2

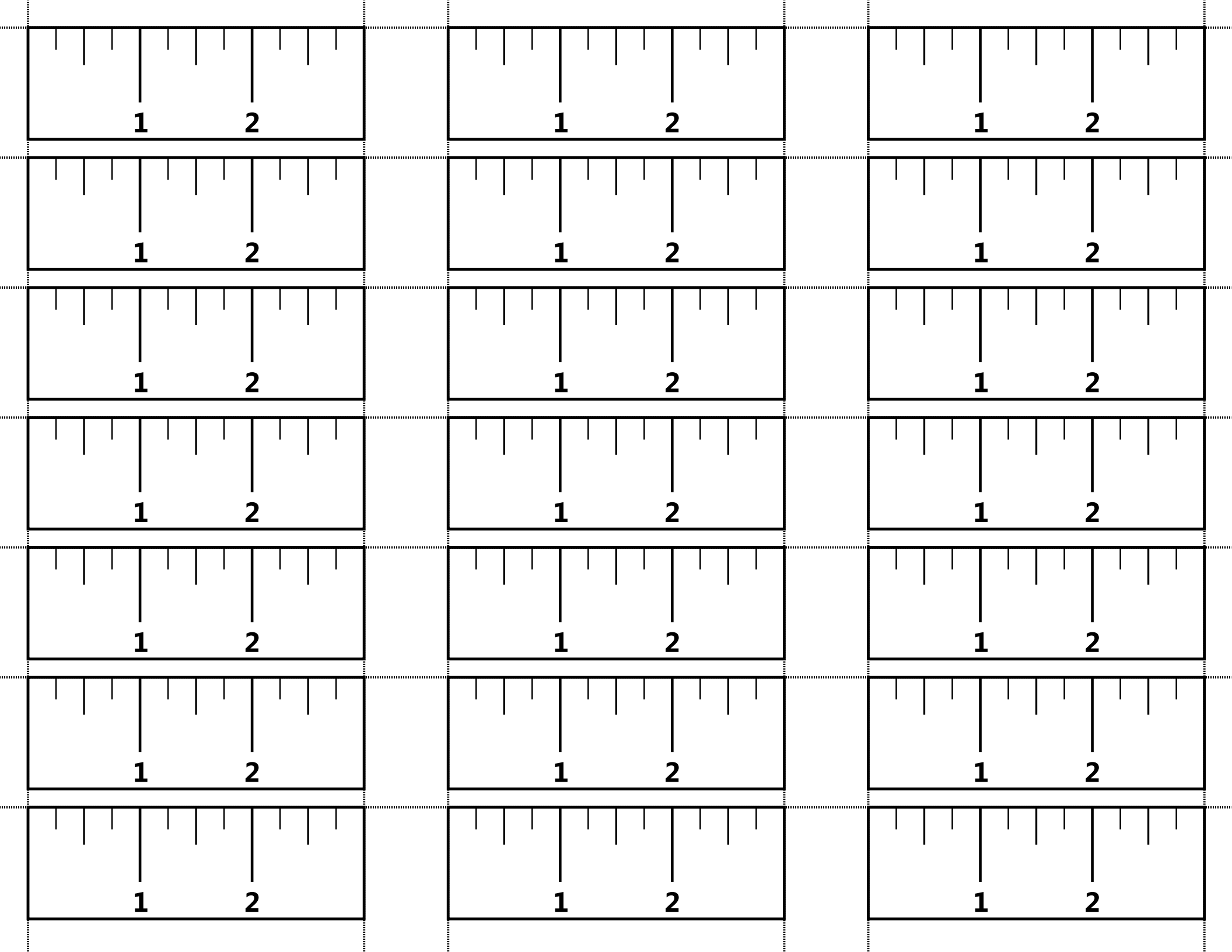
1
2