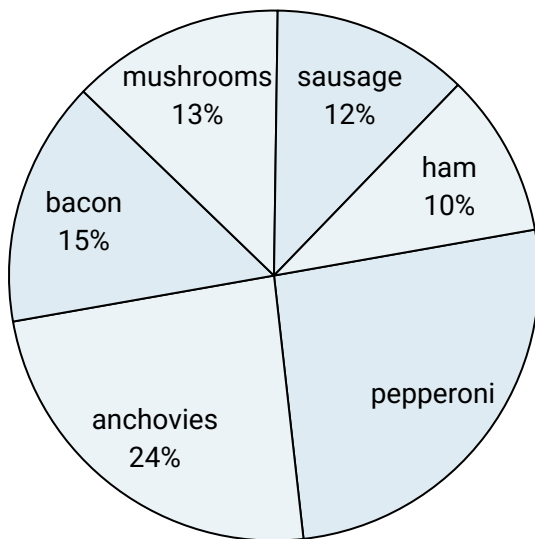
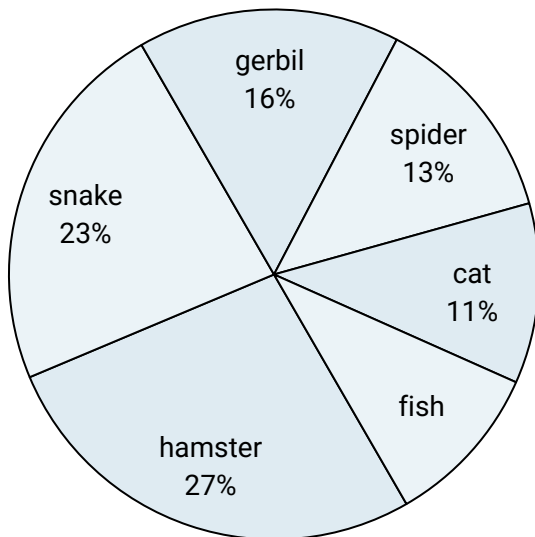




Use the graph to solve.

Favorite Pizza Topping

- 1) What percent of people said either bacon or ham was their favorite?
- 2) Which topping was the most popular?
- 3) Which topping was the least popular?
- 4) Which two toppings did about half the people like the best?
- 5) What percent of people said pepperoni was their favorite?

Favorite Pet


- 6) What percent of people said the spider was their favorite pet?
- 7) Which two pets did about half the people say was their favorite?
- 8) Which pet did the greatest number of people like?
- 9) What percent of people preferred either the gerbil or the snake?
- 10) Which pet did the least amount of people say was their favorite?

Answers

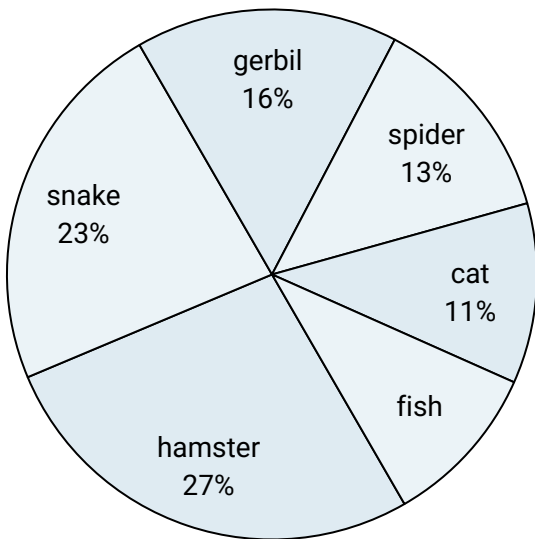
1. _____
2. _____
3. _____
4. _____
5. _____
6. _____
7. _____
8. _____
9. _____
10. _____



Use the graph to solve.

Favorite Pizza Topping

- 1) What percent of people said either bacon or ham was their favorite?
- 2) Which topping was the most popular?
- 3) Which topping was the least popular?
- 4) Which two toppings did about half the people like the best?
- 5) What percent of people said pepperoni was their favorite?

Favorite Pet

- 6) What percent of people said the spider was their favorite pet?
- 7) Which two pets did about half the people say was their favorite?
- 8) Which pet did the greatest number of people like?
- 9) What percent of people preferred either the gerbil or the snake?
- 10) Which pet did the least amount of people say was their favorite?

Answers

1. **25%**
2. **pepperoni**
3. **ham**
4. **pepperoni & anchovies**
5. **26%**
6. **13%**
7. **hamster & snake**
8. **hamster**
9. **39%**
10. **fish**