




Use the diagram to determine the faces, vertices and edges of the shapes.

Answers

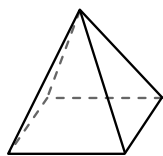
1)



sphere

faces: \_\_\_\_\_  
vertices: \_\_\_\_\_  
edges: \_\_\_\_\_

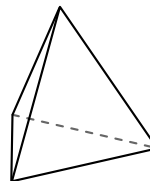
2)



rectangular pyramid

faces: \_\_\_\_\_  
vertices: \_\_\_\_\_  
edges: \_\_\_\_\_

3)

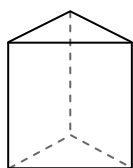


triangular pyramid


faces: \_\_\_\_\_  
vertices: \_\_\_\_\_  
edges: \_\_\_\_\_

1. \_\_\_\_\_
2. \_\_\_\_\_
3. \_\_\_\_\_
4. \_\_\_\_\_
5. \_\_\_\_\_
6. \_\_\_\_\_

4)



triangular prism

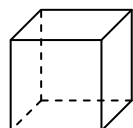


sphere

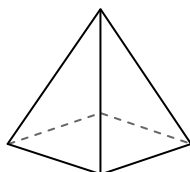
Which shape has more faces?

- A. triangular prism
- B. sphere
- C. They both have the same number of faces.

5)



cube

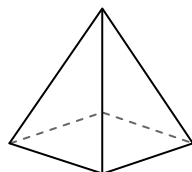


rectangular pyramid

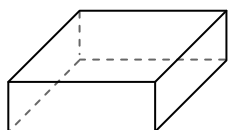
Which shape has more vertices?

- A. cube
- B. rectangular pyramid
- C. They both have the same number of vertices.

6)



rectangular pyramid



rectangular prism


Which shape has more edges?

- A. rectangular pyramid
- B. rectangular prism
- C. They both have the same number of edges.



Use the diagram to determine the faces, vertices and edges of the shapes.

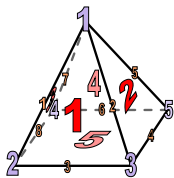
1)



sphere

faces: 1  
 vertices: 0  
 edges: 0

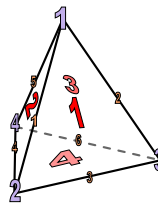
2)



rectangular pyramid

faces: 5  
 vertices: 5  
 edges: 8


3)




triangular pyramid

faces: 4  
 vertices: 4  
 edges: 6

4)



triangular prism



sphere

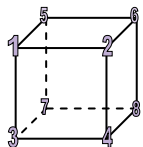
Which shape has more faces?

A. triangular prism

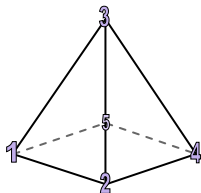
B. sphere

C. They both have the same number of faces.

5)



cube



rectangular pyramid

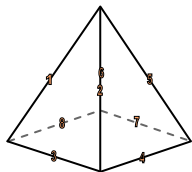
Which shape has more vertices?

A. cube

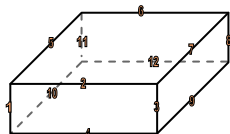
B. rectangular pyramid

C. They both have the same number of vertices.

6)



rectangular pyramid



rectangular prism

Which shape has more edges?

A. rectangular pyramid

B. rectangular prism

C. They both have the same number of edges.

Answers

1. 1, 0, 0

2. 5, 5, 8

3. 4, 4, 6

4. A

5. A

6. B